


Traffic Control & Roadway Safety Products




N Custom Signs Dr

Ridgeland Dr

N Custom Signs Dr

Custom Dr

N Custom Signs Dr



SPEED
LIMIT
55



WELCOME TO
Your Jurisdiction

SLOW
KIDS AND PETS
AT PLAY

OBEY THE SIGN
OR PAY THE FINE

DO NOT
ENTER
PRIVATE
DRIVEWAY
NO TRESPASSING
NO SOLICITING

RESERVED
VETERAN
PARKING

NO
STUDENT
PARKING



Brite-MAX



SPEED
LIMIT
45

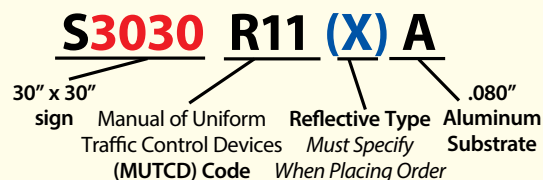
Notice Regarding Traffic Signs

Traffic signs depicted in this catalog will be made from ASTM Type III/IV High Intensity Prismatic Reflective on .080" thick aluminum unless otherwise noted.

Our Products Use:



Product Code Explanation



Traffic Signs3-15

Regulatory	3-7
Parking • Weight Limits.....	4-5
Traffic Prohibition • Pedestrian	6
Intersection & Center Lane • Passing & Guidance	6
Dating Stickers • Delineators • Object Markers.....	7
Warning.....	8-10
Civic.....	11
Guide • Bike • Text Stop	12
Brite-Max Post Reflectors • Enhanced Conspicuity	13
Standard Street Name Sign Checklist	14
Comprehensive Street Name Sign Checklist.....	15

Posts • Brackets • Hardware 16-31

U-Channel Posts, Brackets & Hardware	16-17
Round Posts, Brackets & Hardware	18-19
Punch Square Posts, Brackets & Hardware.....	20-21
Gas Post Drivers.....	22
Pneumatic (Air) Post Driver.....	23
Hydraulic Post Drivers.....	24-25
Manual Drive Caps, Post Drivers & Post Pullers.....	26
JackJaw® Post Extractors.....	27
Pole Brackets • Stainless Steel Strapping Kits & Tools.....	28
Overhead Brackets.....	29
Parking Lot Flexible Sign Posts	30-31

Custom Street Name Packages & Systems 32-47

Pre-Designed Packages	32-39
Semi-Customizable Systems	40-47

Custom Street Name Components..... 48-59

Posts, Brackets & Hardware.....	48-53
Street Name Finished Signs & Blanks.....	54-55
Sign Backers & Stainless Steel Strapping Packages/Tools.....	56
Oxford Series Signs	57
Metro Street Name Signs.....	58
Personalized Custom Signs.....	58
Metro Overhead Brackets	59
Wayfinding & Entrance Signs.....	55, 59

Sign Shop Supplies.....60-68

Roll Goods & Application Accessories	60-62
Plastic and Wire Sign Stands	63
Die Cut Letters & Numbers.....	64

Substrates62-68

ACM • Magnetics • Plate Blanks.....	62
Corrugated Plastic / Banner Materials.....	63
Reflective Custom Blanks / Die Cuts.....	64
Aluminum Sheets • Precut .040" Blanks.....	65
Sheeted & Bare Aluminum Blanks	66-67
Border Blanks • OSHA Headers	68

Utility Safety Products69

Custom Graphics • Decals 70-71

School Zone Safety Products72-73

In Street Pedestrian Crosswalk Signage.....	73
---	----

OSHA • Jobsite, Building & Facility Signs ...74-75

Incident Management & Personal Safety.. 76-77

Incident Management Kits Collapsible Cones	76
Roll-Up Signs for Forest Service.....	76
Traffic Batons • 5-P Breakaway Vests.....	76
Standard & Compact Roll-Up Signs.....	77
Compact Sign System • Storage Bags	77

Construction Work Zone 78-91

Cones • Cone Bars • Barricade Sheeting Rolls.....	78
Barrier Tapes	79
Channelizers.....	79-80
Barrels • Drums	80
Barricades: Type I, II & III • A-Frame Barricades.....	80-83
Sandwich/Message Boards	83
Pedestrian Barriers & Barricades	84
Trench Covers • Curb Ramps.....	85
Safety Vests	85
Construction Signs / Roll Up Signs.....	86-87
Sign Stands.....	88
Safety Flags • SMV Emblem • Conspicuity Tape.....	89
Barricade Lights • Light Brackets.....	89
Vehicle Mount Sign Holders	89
Hand Paddles.....	90-91

Pavement Markings92-107

3M Raised Pavement Markers.....	92
Traffic Buttons • Chip Seal Temp Markers.....	92
Ceramic Traffic Buttons & Jiggle Bars.....	92
3M Snow Plowable Pavement Markers	93
Rumble Strips • Speed Bumps • Parking Curbs	93
Marker Adhesives.....	93
3M Stamark Pavement Markings.....	94
Reflective Glass Beads.....	95
Construction Grade Pavement Tape	95
Inverted Tip Marking Paints, Wands and Machines.....	95
Stencils (Words, Symbols, Arrows).....	96-101
Brite-Max Post Reflectors	102-103
Ground Mount Flex Delineators & Markers.....	104
Barrier, Center & Guardrail Mount Delineators	105
Tubular Markers & Tube Delineators.....	106-107

Retro-Reflective Sheeting

Sign Product Codes in this catalog are pre-built with the best retro-reflective sheeting recommendation that considers MUTCD Compliance, Safety, and Budget Factors. Upgrades to a higher performing sheeting can be made by replacing the retro-reflective sheeting letter/number within the parenthesis (). Diamond Grade Fluorescent Yellow upgrades are available by adding a Y to end of the code - Example: S2412W44APL(D)A(Y) | S3636W13R(3)A(Y)

CODE	Sheeting Name	Sheeting Description
H	3M™ High Intensity Prismatic	<i>The most common sheeting type for signs in America today.</i> Meets retro-reflectivity requirements. ASTM Type III & IV Standard 3M™ 10 year warranty.
D	3M™ VIP Diamond Grade™	<i>A high performance sheeting</i> from the 3M™ Diamond Grade™ line of retro-reflective sheeting. ASTM Type IX Standard 3M™ 12 year warranty.
3	3M™ DG ³ Diamond Grade™ Cube	<i>The highest performing retro-reflective sheeting.</i> ASTM Type XI Standard 3M™ 12 year warranty.
3Y	3M™ Fluorescent DG ³ Diamond Grade™ Cube	<i>The highest performing retro-reflective sheeting in fluorescent colors that enhances day/nighttime visibility.</i> ASTM Type XI Standard 3M™ 7 year warranty.
E	Engineer Grade Prismatic	<i>The most common sheeting type for parking & non-critical signs.</i> Yellow and Orange do NOT meet retro-reflective requirements and should NOT be used on traffic signs. ASTM Type I No warranty.

Speed Limit Signs

0 DAYS

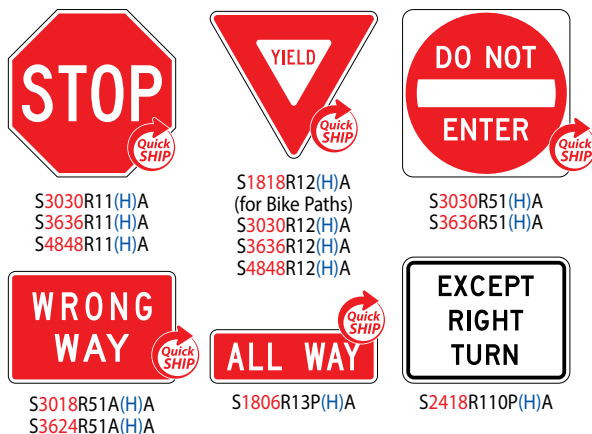


SPEED LIMIT 5 S1824R2105(H)A S2430R2105(H)A	SPEED LIMIT 10 S1824R2110(H)A S2430R2110(H)A	SPEED LIMIT 15 S1824R2115(H)A S2430R2115(H)A	SPEED LIMIT 20 S1824R2120(H)A S2430R2120(H)A
SPEED LIMIT 25 S1824R2125(H)A S2430R2125(H)A	SPEED LIMIT 30 S1824R2130(H)A S2430R2130(H)A	SPEED LIMIT 35 S1824R2135(H)A S2430R2135(H)A	SPEED LIMIT 40 S1824R2140(H)A S2430R2140(H)A
SPEED LIMIT 45 S2430R2145(H)A S3036R2145(H)A	SPEED LIMIT 50 S2430R2150(H)A S3036R2150(H)A	SPEED LIMIT 55 S2430R2155(H)A S3036R2155(H)A	SPEED CHECKED BY RADAR S1824R25D(H)A S2430R25D(H)A



Intersection Signs

0 DAYS



0 DAYS

Replacement Requirements*

Regulatory signs are important to maintain as the absence of, or damage to, could quickly result in or contribute to a severe crash.

Damaged or missing regulatory signs should be replaced or repaired within hours of the agency having notice of them missing, down or damaged.

*Maintenance of Signs and Sign Support: FHWA-SA-09-025

Are Your Signs Bright Enough?

Type I is allowable on "Red Series" signs, i.e., STOP and YIELD signs; however: We recommend

3M™ DG³ Diamond Grade or HIP for all Regulatory Signs for the best overall value and warranty included.

TRAFFIC FROM LEFT DOES NOT STOP

S2412W44APL(H)A

TRAFFIC FROM RIGHT DOES NOT STOP

S2412W44APR(H)A

CROSS TRAFFIC DOES NOT STOP

S2412W44P(H)A

ONCOMING TRAFFIC DOES NOT STOP

S2412W44BP(H)A

2019 | Catalog#12

TRAFFIC SIGNS



Disabled Parking Signs

All NEW Special Legends
available for Active
Handicap Parking Signs.

NEW
ITEM

State Specification



S1218R78(H)A



S1218R78VA(H)A



S1218R78D(H)A



S1218R7500(H)A



(North Carolina)
JNCS1226R78(H)A



(New York)
JNYS1218R78(H)A



(Texas)
JTXS1224R78VA(H)A



(Florida)
JFLS1218R75(H)A



(South Florida)
JFLS1218R75S(H)A



S1218R7504(H)A



S1218R7502(H)A



S1218R7502N(H)A



S1218R75HPO(H)A



(North Carolina)
JNCS1209R75(H)A



(Pennsylvania)
JPAS1218R78F(H)A



(Texas)
JTXS1209R75(H)A



(Georgia)
JGAS1218R75(H)A



(New Jersey)
JNJS1012R78250(H)A



S1206R78PB(H)A



S1206R78PG(H)A



S1206R78FG250(H)A



S1206R78FG350(H)A



S1206R78FB250(H)A



S1212D96(H)A
S1818D96(H)A

- ◆ The ADA (www.ada.gov) has set standards for minimum number of accessible parking spaces required for parking lots based on number of parking spaces. *See chart at right.*
- ◆ One of eight accessible parking spaces, but always at least one, must be van accessible.


Your State Specific Signs Available Upon Request

Total # of Parking Spaces	Min. ADA Parking Spaces	Total # of Parking Spaces	Min. ADA Parking Spaces
1 to 25	1	151 to 200	6
26 to 50	2	201 to 300	7
51 to 75	3	301 to 400	8
76 to 100	4	401 to 500	9
101 to 150	5	501 to 1,000	2% of total spaces
		1,001 and over	20 plus 1/100 over 1,000


We recommend **3M® High Intensity Prismatic** for Parking Signs

Want to Upgrade your Sheeting? We Recommend replacing (H) with (D) - or- (3)


No Parking Signs




NEW SPECIAL LEGENDS




S1218R83A(H)A
S1824R83A(H)A




S1218R83AD(H)A




S1218R83AL(H)A




S1218R83AR(H)A




S1218R7200(H)A




S1218R76(H)A



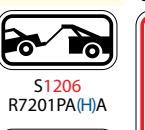
S1218R76D(H)A




S1218R7100(H)A




S1218R71(H)A




S1206 R7201PA(H)A




S1218R71D(H)A




S1218R71L(H)A




S1218R71R(H)A




S1218R713(H)A




S1218R711(H)A




S1218R7232(H)A



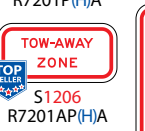
S1218R712(H)A




S1218R712D(H)A




S1218R712L(H)A




S1206 R7201P(H)A




S1218R712R(H)A




S1218R7216(H)A




S1218R7217(H)A




S1218R7228(H)A




S1218R7221(H)A




S1218R7224(H)A



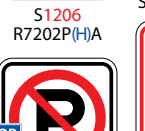
S1218R7225(H)A




S1218R7236(H)A




S1218R7235(H)A




S1206 R7202P(H)A




S1218R7215(H)A




S1218R7227(H)A




S1218R7213(H)A




S1218R7222(H)A




S1218R74M(H)A




S1218R7212(H)A



S1218R7230(H)A



S1218R7220(H)A



S1218R7229(H)A

**NEW
ITEM**

All NEW Special Legends
available for
Permissive Parking Signs.

Permissive Parking Signs



NEW SPECIAL LEGENDS

S1218R7302(H)A

S1218R7303(H)A

S1218R7307(H)A

S1218R7332(H)A

S1218R7330(H)A

S1218R7341(H)A



S1218R7326(H)A

S1218R731915(H)A

S1218R731920(H)A

S1218R731930(H)A

S1218R7304(H)A

**NEW
ITEM**

Private Parking Signs

All NEW Special Legend available for Private Parking Signs.



Cast Iron Pedestal
Bases are drilled
for mounting signs:

- 12" x 18"
- 18" x 24"
- 24" x 24"

More pedestal
base and flexible
sign post options
are found on
pages 30-31.



NEW SPECIAL LEGENDS



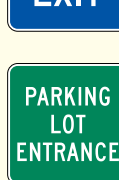
**Quick
SHIP**

Parking Lot Signs

All NEW Special Legends
available for Parking Lot Signs.



NEW SPECIAL
LEGENDS



S2424W405(H)A
S3030W405(H)A



SNON2424R51(H)A
S3030R51(H)A



S1824W404A420(H)A



SNON2424R11(H)A
S3030R11(H)A

Engine/Jake Brake Signs



All NEW
Special Legends
available for
Truck Traffic Signs.

Want to Upgrade your Sheeting?
We Recommend
replacing (H) with (D) -or- (3)

State Specific Weight Limit Signs
Available upon request.



NEW SPECIAL LEGENDS

S2430R121(XX)(H)A

S2436R125(H)A

Road Closed & Weight Limit Signs



S6030R114(H)A



S6030R113A(XX)(H)A



S4830R112(H)A



S6030R113CM(H)A



S6030R113B(XX)(H)A



S4830R112B(H)A

**Quick
SHIP**

**Quick
SHIP**

TRAFFIC SIGNS

Restrictive Traffic Prohibition Signs



No Right Turn
S2424R31(H)A
S3636R31(H)A



No Left Turn
S2424R32(H)A
S3636R32(H)A



No U-Turn
S2424R34(H)A
S3636R34(H)A



No Trucks
S2424R52(H)A



No Bicycles
S2424R56(H)A



S2424R33(H)A



S2424R53(H)A



S2418R31P(H)A



S2418R32P(H)A



S2418R34P(H)A



S2418R52P(H)A



S2418R56P(H)A



S2418R141(H)A

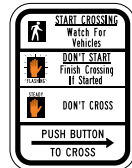
Pedestrian Signs



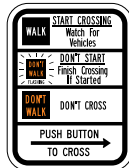
S3636R15L(H)A



S3636R15R(H)A



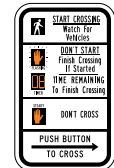
S0912R103B(R)(H)A



S0912R103C(R)(H)A



S0912R103D(R)(H)A



S0915R103E(R)(H)A



S1818R94(H)A
S2424R94(H)A



S1818R93(H)A
S2424R93(H)A



S0912R102(H)A



S0912R103(R)(H)A



S0915R103A(L)(H)A



S0915R104A(R)(H)A



S0912R104(L)(H)A



S1236R16A(H)DAG



S1236R16(H)DAG

(L) or (R)
Specify Left or Right
when Ordering

Want to Upgrade your Sheeting?
We Recommend replacing (H)
with (D) -or- (3)

Intersection and Center Lane Control Signs



Mandatory
Left Turn
S3036R35L(H)A



Mandatory
Straight
S3036R35A(H)A



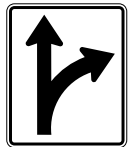
Mandatory
Right Turn
S3036R35R(H)A



Two Way Left Turn
Post Mounted
S2436R39B(H)A



Optional
Movement Left
S3036R36L(H)A



Optional
Movement Right
S3036R36R(H)A



Two Way Left Turn
Overhead Mounted
S3036R39A(H)A



S1824R41(H)A
S2430R41(H)A




S1824R42(H)A
S2430R42(H)A



S2430R107(H)A



S1824R62A(H)A



Keep Left
S1824R48(H)A
S2430R48(H)A



Keep Left
S1824R48A(H)A
S2430R48A(H)A



Keep Right
S1824R47(H)A
S2430R47(H)A



Keep Right
S1824R47A(H)A
S2430R47A(H)A



S3030R37L(H)A



S3030R37R(H)A



Double Turn Left
S3030R38L(H)A



Double Turn Right
S3030R38R(H)A



S1824R109A(H)A



S1824R109(H)A



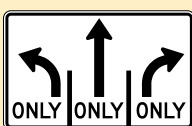
S1824R62L(H)A
S2430R62L(H)A



S1824R62R(H)A
S2430R62R(H)A



S4830R38A(H)A



S4830R38B(H)A



S4830R38M(H)A

Call for
Quote
on
R3-8 Signs

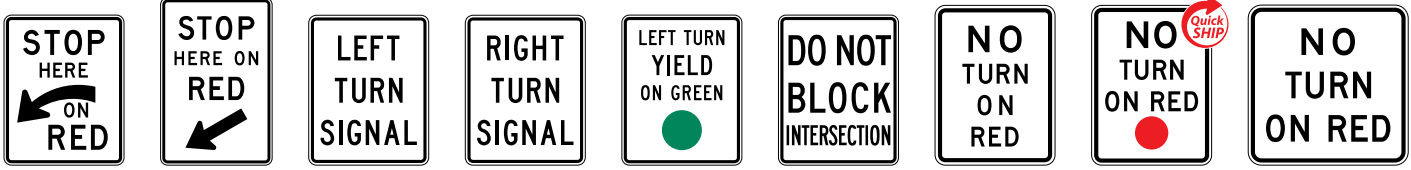


S3612R61L(H)A



S3612R61R(H)A

Traffic Signal Signs



S2430R106A(H)A S2436R106(H)A S3036R1010L(H)A S3036R1010R(H)A S3036R1012(H)A S2430R107(H)A S3036R1011A(H)A S2430R1011(H)A S3636R1011B(H)A

Dating Stickers

3 ways to implement the Expected Sign Life or the Blanket Replacement Method of maintaining traffic sign retro-reflectivity.

Expected Sign Life METHOD:

Signs must be replaced before they reach the end of their expected sign life. An agency must have documentation of expected replacement for individual signs.

Blanket Replacement METHOD:

The agency will replace all the signs in an area or of a specific series at given intervals. The agency can use stickers that specify installation dates to help them know when to replace all signs in the area or series

Specify Year when ordering.
Material: (H) High Intensity Prismatic

GENERIC DATING STICKER

2 1/4" WIDE x 1 1/8" HIGH

The Generic dating sticker provides the year and you simply punch out the month that applies to either the date of installation or replacement date.

Sign Installation Date Style
#DGID(H)19



Expected Sign Life Style
#DGES(H)29

WARNING MESSAGE DATING STICKER

4" WIDE x 2 1/4" HIGH

The Warning Message dating sticker provides a deterrent to vandalism and theft while still maintaining the date of installation or replacement date.

Sign Installation Date Style
#DWID(H)19



Expected Sign Life Style
#DWES(H)29

UNIQUE DATING STICKER

4" WIDE x 2 1/4" HIGH

The Unique dating sticker serves both purposes listed above while also allowing you to use logos and text of your choosing.

Sign Installation Date Style
#DUID(H)19



Expected Sign Life Style
DUES(H)29



Want to Upgrade your Sheeting?
We Recommend replacing (H) with (D) -or- (3)

Markers & Delineators

DELINEATORS

3.25" Plastic Back with Center Mounting Hole



RD1314BW RD1314BR RD1314BY

Brite-Max Aluminum with HIP reflective



BA080(H)YE050D BA080(H)WH050D



BA080(H)YE040D BA080(H)WH040D



BA080(H)YE0408D BA080(H)WH0408D

TYPE I OBJECT MARKERS



S1818OM11(H)BA Yellow HIP w/ Yellow plastic reflectors
S1818OM12(H)A Black w/ Yellow HIP reflectors
BA080(H)YE1818D OM1-3 HIP Yellow

TYPE II OBJECT MARKERS



S1206OM22(H)YA S1206OM21H(H)BA



S0612OM22VY(H)A S0612OM21V(H)BA

END OF ROADWAY MARKERS



S1818OM41(H)BA Red HIP w/ Red plastic reflectors
S1818OM42(H)A Black w/ Red HIP reflectors
BA080(H)RE1818D OM4-3 HIP Red

TYPE III OBJECT MARKERS



S1236OM3(L/R)(H)A S1236OM3C(H)A
(6" x 18" for Bike Path Only)

DRAIN TILE SIGN



JMSS10107619(E)A

NOTICE

Items shown on this page are standard products and have standard lead times.
Please ask a customer service specialist for non-standard items and lead times.
If plastic buttons are required, please specify when placing order.

More delineator options are found on pages 104-107.

3
DAYS


Horizontal Alignment and Intersection Warning Signs

Turn Left
S3030W11L(H)A
S3636W11L(H)ATurn Right
S3030W11R(H)A
S3636W11R(H)ACurve Left
S3030W12L(H)A
S3636W12L(H)ACurve Right
S3030W12R(H)A
S3636W12R(H)AReverse Turn Left
S3030W13L(H)A
S3636W13L(H)AReverse Turn Right
S3030W13R(H)A
S3636W13R(H)AReverse Curve Left
S3030W14L(H)A
S3636W14L(H)AReverse Curve Right
S3030W14R(H)A
S3636W14R(H)AWinding Road Left
S3030W15L(H)A
S3636W15L(H)AWinding Road Right
S3030W15R(H)A
S3636W15R(H)AHairpin Curve Left
S3030W111L(H)AHairpin Curve Right
S3030W111R(H)ASide Road
Oblique Left
S2424W23L(H)A
S3030W23L(H)A
S3636W23L(H)ASide Road
Oblique Right
S2424W23R(H)A
S3030W23R(H)A
S3636W23R(H)ASide Road
S2424W22(H)A
S3030W22(H)A
S3636W22(H)AHorizontal
Alignment Right
S3636W110R(H)AHorizontal
Alignment Left
S3636W110L(H)ATRAFFIC
CIRCLE
Circular Intersection
S2418W1612P(H)A
S2424W26(H)A
S3030W26(H)A
S3636W26(H)AY Intersection
S2424W25(H)A
S3030W25(H)A
S3636W25(H)AT Intersection
S2424W24(H)A
S3030W24(H)A
S3636W24(H)ACrossroad
S2424W21(H)A
S3030W21(H)A
S3636W21(H)AOffset Side Road
Left
S2424W27L(H)A
S3030W27L(H)AOffset Side Road
Right
S2424W27R(H)A
S3030W27R(H)A

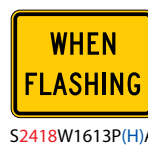
S1824W18(H)A



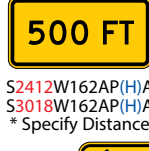
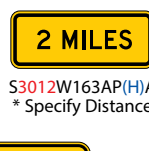
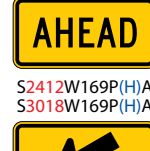
S2430W18(H)A

CHEVRONS
Add Visibility to High Risk AreasFor
Maximum Visibility
use Fluorescent Yellow
Chevrons. Call for a quote.RPBCAB2
Chevron
Adjustable Bracket
Fits 12"x18", 18"x24" &
24"x30" ChevronsRPBCAB3
Chevron
Adjustable Bracket
Fits 24"x30" & 30"x36"
ChevronsSingle Arrow
S3618W16(H)A
S4824W16(H)ADouble Arrow
S3618W17(H)A
S4824W17(H)A3
DAYS

Warning and Passing Signs

Merge Left
S3030W41L(H)A
S3636W41L(H)AMerge Right
S3030W41R(H)A
S3636W41R(H)APavement Width
Transition Left
S3030W42L(H)A
S3636W42L(H)APavement Width
Transition Right
S3030W42R(H)A
S3636W42R(H)AAdded Lane Left
S3030W43L(H)A
S3636W43L(H)AAdded Lane Right
S3030W43R(H)A
S3636W43R(H)ATwo Way Traffic
S3636W63(H)AS3030W91L(H)A
S3636W91L(H)AS3030W91R(H)A
S3636W91R(H)AS3030W92L(H)A
S3636W92L(H)AS3030W92R(H)A
S3636W92R(H)AS4030W143(H)A
S3648W143(H)AS3024W164P(H)A
* Specify DistanceS3024W163P(H)A
* Specify Distance


S2418W1613P(H)A

S2418W162P(H)A
S3024W162P(H)A
* Specify DistanceS2412W162AP(H)A
S3018W162AP(H)A
* Specify DistanceS3012W163AP(H)A
* Specify DistanceS08(XX)W168P(H)A
* Specify TextS2412W169P(H)A
S3018W169P(H)AS15(XX)W168AP(H)A
* Specify TextS2412W167PL(H)A
S3018W167PL(H)A


S2418W166PR(H)A



S2418W166PL(H)A



S2418W165P(H)A

S2412W167PR(H)A
S3018W167PR(H)A

Low Clearance Signs

3
DAYSWant to Upgrade your Sheeting?
We Recommend replacing (H)
with (D) - or - (3)Make it fluorescent yellow
by adding a Y -- (D)A(Y) - or - (3)A(Y)Low Clearance
S3030W122(H)A
S3636W122(H)A
S4848W122(H)ACustomize
Your
LegendsSpecify Height (W12-2A)
when placing order

14FT 10IN

S7824W122A(H)A



S2418W122P(H)A

Vehicular & Non-Vehicular Traffic Signs

3
DAYS



Truck Crossing S2424W86(H)A S3030W86(H)A S3636W86(H)A	Truck Crossing S2424W1110(H)A S3030W1110(H)A S3636W1110(H)A	Farm Machinery Traffic S2424W115(H)A S3030W115(H)A S3636W115(H)A	Farm Machinery Traffic S2424W115A(H)A S3030W115A(H)A S3636W115A(H)A	Bicycle Traffic S2424W111(H)A S3030W111(H)A S3636W111(H)A	Golf Cart Traffic S2424W1111(H)A S3030W1111(H)A S3636W1111(H)A	Horse & Buggy Traffic S2424W1114(H)A S3030W1114(H)A S3636W1114(H)A	Pedestrian Traffic S2424W112(H)A S3030W112(H)A S3636W112(H)A	Handicapped S3030W119(H)A S3636W119(H)A	Playground S2424W151(H)A S3030W151(H)A S3636W151(H)A
--	--	---	--	--	---	---	---	---	---

3
DAYS

Replacement Requirements*

Damaged or missing warning signs should be replaced or repaired *within 3 working days* of the agency having notice of them missing, down or damaged.

*Maintenance of Signs and Sign Support: FHWA-SA-09-025

Are Your Signs Bright Enough?

All Ground Mounted Warning Signs **MUST** be Type II Reflective or better. We recommend

3M Fluorescent Yellow VIP, DG³ Diamond Grade or Yellow HIP for all **Warning Signs** for the best overall value and warranty included.

Fluorescent Yellow
VIP -or- DG3

Yellow
HIP

All NEW
Special Legends
available for
Neighborhood &
Child Safety Signs.

NEW
ITEM



NEW SPECIAL LEGENDS



CATTLE XING Cattle Traffic S2418W114P(H)A S2424W114(H)A S3030W114(H)A S3636W114(H)A	Emergency Vehicle S2424W118(H)A S3030W118(H)A S3636W118(H)A	Snow Mobile Traffic S2424W116(H)A S3030W116(H)A S3636W116(H)A	Equestrian Traffic S2424W117(H)A S3030W117(H)A S3636W117(H)A	Ducks Crossing S2424W112(H)A S3030W112(H)A S3636W112(H)A	Deer Traffic S2424W113(H)A S3030W113(H)A S3636W113(H)A
---	--	--	---	---	---

Supplemental Plaques available to be displayed below Symbol Signs (CATTLE XING shown)

FYG Pedestrian Signs

Want to Upgrade your Sheeting?
We Recommend replacing (D) with (3)

Find School Zone Signs on Page 72.



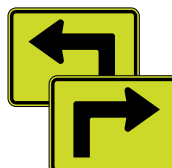
Bicycle Traffic
S2424W111(D)AG
S3030W111(D)AG
S3636W111(D)AG



S2418W165P(D)AG



S2412W169P(D)AG
S3018W169P(D)AG



S2418W166P(L/R)(D)AG



Handicapped
S3030W119(D)AG
S3636W119(D)AG



Pedestrian Traffic
S2424W112(D)AG
S3030W112(D)AG
S3636W112(D)AG



S2412W167PL(D)AG
S3018W167PL(D)AG



S2412W167PR(D)AG
S3018W167PR(D)AG

Neighborhood & Child Safety Signs

on all 30" Neighborhood & Child Safety Signs



S2424W404(H)A S3030W404(H)A	S2424W422(H)A S3030W422(H)A	S2424W423(H)A S3030W423(H)A
--------------------------------	--------------------------------	--------------------------------



S2424W401(H)A S3030W401(H)A	S2424W404A(H)A S3030W404A(H)A	S2424W403(H)A S3030W403(H)A
--------------------------------	----------------------------------	--------------------------------



S2424W406(H)A	S2424W425(H)A S3030W425(H)A	S2424W393(H)A S3030W393(H)A
---------------	--------------------------------	--------------------------------



S1824W421(H)A	Playground S2424W151(H)A S3030W151(H)A S3636W151(H)A	S1824PC135(H)A
---------------	---	----------------

MUTCD Guidance:

A White Retroreflective Strip not less than 2 inches in width shall be used on the back of each Crossbuck sign, unless installed back-to-back or on one way street.

A white reflective strip shall be used on the front and back of all supports at passive highway-rail grade crossings extending from the bottom of the sign or plaque to within 2 feet above the ground.

Brite Max Post Multi-View or Single View Reflectors enhance conspicuity of sign supports and meet MUTCD requirements.

See page 102-103 for more details.

Highway Rail Grade Signs



Advance Warning S3636W102(H)A	Advance Warning S3636W103(H)A	Advance Warning S3636W104L(H)A
----------------------------------	----------------------------------	-----------------------------------



Advance Warning S3636W104R(H)A	Skewed Crossing S3636W1012(H)A	Storage Space S3636W1011(H)A
-----------------------------------	-----------------------------------	---------------------------------



Railroad Advance Warning S3030W101(H)A S3636W101(H)A	Number of Tracks S2709R152P(X)(H)A (X) Specify Tracks	Low Ground Clearance S3636W105(H)A
--	---	---------------------------------------



2 HIP White Retroreflective Strips S4802STRIPH1	Railroad Crossing S4809R151(H)A	S2430R88(H)A
--	------------------------------------	--------------

2019 | Catalog#12

TRAFFIC SIGNS

9

Litter & Adopt -A- Highway Signs

Want to Upgrade your Sheeting? We Recommend replacing (H) with (D) -or- (3)

NOTE: Custom Legends are printed digitally on 3M printers using (H) High Intensity Prismatic Sheeting, and 3M Matched Component Systems to ensure warranty and quick shipment.

NEW ITEM



S1218R161(H)A
S1824R161(H)A



S1218R163(H)A
S1824R163(H)A



S1218R162(H)A
S1824R162(H)A



S1218R164100(H)A
S1218R164250(H)A
S1218R164500(H)A
*Specify Fine



S1218R173(H)A
S1824R173(H)A



S1218PC110(H)A
S1824PC110(H)A



NEW SPECIAL LEGENDS
ALL NEW
Special Legends available for litter signs.

Neighborhood Watch

Seat Belt Awareness

Pet Laws & Safety



S1218PC105(H)A



NEW ITEM
NEW SPECIAL LEGENDS

ALL NEW
Special Legends available for Neighborhood Watch and Seatbelt Awareness Signs



S1824PC130(H)A



S3018R7204(H)A



S1218R7412(H)A

NEW ITEM

ALL NEW
Special Legends available for Pet Laws and Safety Signs



S1824LE102(H)A



S1218LE101(H)A



NEW SPECIAL LEGENDS

Route Marker Auxiliaries

3 Versions Available



U.S. or State Route
S2115M21U(H)A

Order by placing
an (I), (U), or (C)
in the item code
as appropriate.



Interstate Route
S2115M21I(H)A



County Route
S2115M21C(H)A

Bicycle Routes



S1206M21B(H)A
M2, M3, M4 Series



S1209M61B(H)A
M5, M6 Series



S1209M64B(H)A
M5, M6 Series

All Legends shown below are available in Green for Bike Routes

Use 30" x 24" for 3 Digits Routes



County Route Marker
S2424M16(H)A



Interstate Shield
S2424M11(H)A
S3024M11(H)A



U.S. Route Marker
S2424M14(H)A
S3024M14(H)A



State Route Marker
S2424M15(H)A
S3024M15(H)A

Want to Upgrade your Sheeting? We Recommend replacing (H) with (D) -or- (3)



S2412M31(X)(H)A



S2412M32(X)(H)A



S2412M33(X)(H)A



S2412M34(X)(H)A



S2412M41(X)(H)A



S2412M41A(X)(H)A



S2412M414(X)(H)A



S2412M42(X)(H)A



S2412M43(X)(H)A



S2412M44(X)(H)A



S2412M45(X)(H)A



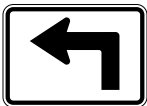
S2412M46(X)(H)A



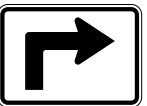
S2412M47(X)(H)A




S2412M47A(X)(H)A




S2115M51L(X)(H)A



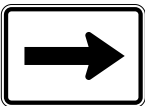
S2115M51R(X)(H)A




S2115M52L(X)(H)A



S2115M52R(X)(H)A




S2115M61(X)(H)A




S2115M62L(X)(H)A



S2115M62R(X)(H)A



S2115M63(X)(H)A



S2115M64(X)(H)A



S2115M65(X)(H)A




S2115M66L(X)(H)A



S2115M66R(X)(H)A



S2115M67L(X)(H)A



S2115M67R(X)(H)A

TRAFFIC SIGNS

Bike Signs

S1818R11(H)A
S3030R11(H)AS1818R12(H)A
S3030R12(H)A

S2418R317(H)A



S2408R317BP(H)A



S2408R317AP(H)A

S1218R41(H)A
S1824R41(H)AS1218R42(H)A
S1824R42(H)ABicycle
Parking Area
S1218D43L(H)A

S1212R93CP(H)A



S1218R95(H)A



S1218R51B(H)A

S1818R56(H)A
S2424R56(H)A

S1218R79(H)A



S1218R79A(H)A



S1218R97(H)A



S1218R1022(H)A



S1218R96(H)A



S2418D111(H)A



S1818W54A(H)A

Bicycle Hill
S1818W75(H)A
S3030W75(H)AS1209W810P(H)A
S1818W810(H)A
S3030W810(H)AS1824W161P(H)A
S1818W111(H)A
S2424W111(H)ABicycle Route U.S.
S1218M19(H)A
S1824M19(H)ABicycle Route
S1218M18(H)A
S1824M18(H)ABicycle Route
S1218M18A(H)A
S1824M18A(H)A7
DAYS

Guide Signs

Airport
S2424I5(H)A

S2406I5P(H)A

Hospital
S2424D92(H)A

S2412D913AP(H)A

Library
S2424I8(H)A

S2406I8P(H)A



S3024D41(L/R)(H)A



S3024I9(H)A

Customized Guide Signs
for your State, County,
City, Town or Community.All NEW
customizable
Special Legends
available for
Guide Signs.S3624I10XX(H)A
S4836I10XX(H)AS3624I25XX(H)A
S4836I25XX(H)AS3624I2LXX(H)A
S4836I2LXX(H)A7
DAYS

Replacement Requirements*

Guide Signs should be replaced *within 7 working days* of notification to agency of missing or damage. Some may warrant faster replacement.

*Maintenance of Signs and Sign Support: FHWA-SA-09-025

Are Your Signs Bright Enough?

Ground Mounted Guide Signs **MUST** be Type II copy on Type I background or better.

Type II copy on Type I background is the absolute minimum, but may be cost prohibitive to manufacture.

To stay in compliance with the MUTCD, we recommend using

3M™ High Intensity Prismaticfor **Ground Mounted Guide Signs** and**3M™ Diamond Grade Cubed**for **Overhead Mounted Guide Signs**

for the best overall value and warranty included.

Custom Text Stop Signs

Customized
Texting
Signs for your
State, County,
City, Town or
Community.All NEW Special Legends
available for
Driving and Texting Signs

NEW SPECIAL LEGENDS

S1218RDTWD(H)A
S1824RDTWD(H)A

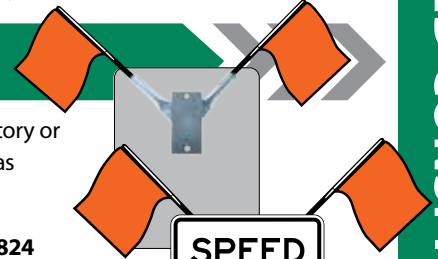
Brite-Max Post Reflectors

Enhance safety by making signs more visible using the Brite-Max Multi-View or Single View Post Reflector System!

- ◆ Premium Brite-Max Multi-View Reflectors are bent to 45 degree angles giving the post it's "multi-view" angularity feature.
- ◆ Standard Brite-Max Single-View Reflectors are flat without angled sides.
- ◆ All Brite-Max Post Reflectors may be stacked for more effectiveness. Lengths available: 30", 36", 48", 60", 72" and 84" (custom lengths available)
- ◆ Fasten to U-Channel, square, or wood posts.
- ◆ **3M** reflective sheeting on .080" Aluminum: High Intensity, VIP Diamond Grade™, Fluorescent VIP Diamond Grade™ or DG3 Diamond Grade Cubed
- ◆ Mounting hardware sold separately. *See page 102-103 for more details.*

Alert Flag Bracket

Place Orange Alert Flags above a regulatory or warning sign with the flags oriented so as to be at 45 degrees to the vertical post.



Double Signs



Add second identical regulatory, warning, or guide sign on the left side of the road.



Diagonal Stripes



Add Black and Yellow diagonal stripes around a warning sign. Order the sign 6" larger. *Example: 30"x30" sign becomes a 36"x36"*

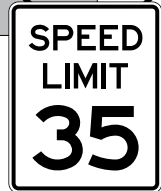
RSPFLAGVINYL1824

18" x 18" Vinyl Flag w/24" Handle

RSPFLAGVINYL2436

24" x 24" vinyl Flag w/36" Handle

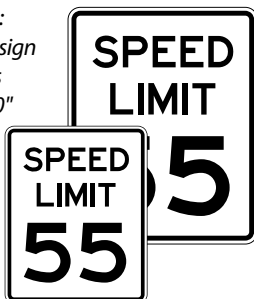
OAFBRKT - Alert Flag Bracket



Bigger Signs

Increase the size of a standard regulatory, warning, or guide sign.

*Example:
18" x 24" sign
becomes
a 24" x 30"*



Affix Brite Max Panels above sign to enhance conspicuity.
A full line of Brite-Max products available in many colors and reflective sheetings.



BA080DOR4816BM

Add a orange rectangular "header panel" above a standard regulatory sign in construction work zones on signs for enhanced conspicuity.



S2412W1618P(H)A

Add a solid yellow or fluorescent yellow rectangular "header panel" above a standard regulatory sign, with a legend such as "NEW", "NOTICE" or other appropriate text.

Supplemental Beacons

Package includes (2) HIP Chevron Signs, (1) Set of Adjustable Brackets and (2) 5" x 36" Yellow HIP Brite Max Multi View Post Reflectors.

RPBCAB2PK1824MV - 18" x 24" Chevrons
RPBCAB2PK2430MV - 24" x 30" Chevrons



Add a warning beacon to a standard regulatory, warning, or guide sign.

Type B Light

- ◆ LED bulbs
 - ◆ Yellow or Red Lens
- Power Options:
- ◆ Solar panel trickle charges "D" Cell
 - ◆ Fully Solar Power Battery



RSPBLBL3YYSA - Yellow Lens | Type B | D Cell Solar
RSPBLBL3RYSA - Red Lens | Type B | D Cell Solar
RSPBLBLSYY - Yellow Lens | Type B | Fully Solar



Type B Light

- ◆ LED bulbs
- ◆ Yellow or Red Lens
- ◆ 6 Volt Battery
- ◆ Detachable lens available upon request

RSPBLBL6YY - Yellow Lens | Type B | 6V
RSPBLBL6RY - Red Lens | Type B | 6V

ENHANCED CONSPICUITY FOR SIGNS - MUTCD COMPLIANT



The STANDARD Finished Street Name Sign Designs are a Top Seller and are MUTCD Compliant.

The Standard is a top selling choice for easy ordering plus offers faster shipping than choosing your own options from the comprehensive list of available MUTCD compliant options.

Standard Finished Street Name Signs Checklist

QTY: ___ 6" Tall Sign Blades

- ◆ **Roadway Type:** Local Low Volume Two-Lane Roads with Speed Limits of 25 MPH or less
- ◆ **STANDARD PRODUCT ID:** M1CPC(06XX)FHA(CCCC)
- ◆ **Flat Blade: (06XX)**
6" x variable lengths (36" MAX)
.080 Aluminum | No Hole Punch |
.75" Corner Radius
- ◆ **Letter Height:** 4" Prefix | 4" Primary | 2" Suffix
- ◆ **Letter Case:** Upper/Lower Case
- ◆ **Letter Font:** Highway Gothic B
- ◆ **Sign Border:** NONE
- ◆ **Reflective Sides:** Double-Sided
- ◆ **Reflective Sheeting Type:** High Intensity Prismatic
- ◆ **Color Scheme:**
 - ☐ White on Green
 - ☐ White on Blue
 - ☐ White on Brown
 - ☐ Black on White
 - ☐ White on Black
- ◆ **Retroreflectivity Management:**
Would you like to implement an minimum retro-reflectivity assessment method, at no extra charge? (Placement: Bottom Right Hand Corner)
☐ Yes ☐ No
____ Manufacturer Date ____ Expiration Date



QTY: ___ 9" Tall Sign Blades

- ◆ **Roadway Type:** Two Lane Roads Over 25 MPH and Multi Lane Roads 0-40 MPH
- ◆ **STANDARD PRODUCT ID:** M1CPC(09XX)FHA(CCCC)
- ◆ **Flat Blade: (09XX)**
9" x variable lengths (42" MAX)
.080 Aluminum | No Hole Punch |
.75" Corner Radius
- ◆ **Letter Height:** 6" Prefix | 6" Primary | 3" Suffix
- ◆ **Letter Case:** Upper/Lower Case
- ◆ **Letter Font:** Highway Gothic B
- ◆ **Sign Border:** NONE
- ◆ **Reflective Sides:** Double-Sided
- ◆ **Reflective Sheeting Type:** High Intensity Prismatic
- ◆ **Color Scheme:**
 - ☐ White on Green
 - ☐ White on Blue
 - ☐ White on Brown
 - ☐ Black on White
 - ☐ White on Black
- ◆ **Retroreflectivity Management:**
Would you like to implement an minimum retro-reflectivity assessment method, at no extra charge? (Placement: Bottom Right Hand Corner)
☐ Yes ☐ No
____ Manufacturer Date ____ Expiration Date



N Custom Signs Dr

N Custom Signs Dr

N Custom Signs Dr

N Custom Signs Dr

N Custom Signs Dr

N Custom Signs Dr

N Custom Signs Dr

N Custom Signs Dr

N Custom Signs Dr

N Custom Signs Dr

MFG MMY

EXP MMY

MFG MMY

EXP MMY

IMPORTANT NOTE: Please e-mail or fax your list of signs (MUST BE A TYPED LIST), along with the specifications you've selected above for a personalized quote. Prefixes/Suffixes MUST use MUTCD Abbreviation, No Punctuation, Special Characters or Block Numbers allowed. No Design Proofs are provided with Standard Finished Street Name Design Orders. Street Name Signs are Priced based on Length.

Comprehensive Finished Street Name Signs Checklist

Easy Order Checklist:

1 Select Blade

- ☐ Flat Blade .080" Aluminum
- ☐ Extruded Blade NO RADIUS
6" and 9" Blade Heights Only
- ☐ Econo Vandal Resistant
3MM ACM MATERIAL - NO SCRAP VALUE
6", 8" and 9" Blade Heights Only

2 Reflective Type

- ☐ High Intensity Prismatic
- ☐ DG³ MUTCD guidance - For ground and overhead mounted signage: White reflective must be > 120 candlepower, Green must be > 7.

3 Color Scheme

- ☐ White on Green
- ☐ White on Blue
- ☐ White on Brown
- ☐ Black on White
- ☐ White on Black
- ☐ Other/Custom

MUTCD guidance - Acceptable alternative background colors to Green are Blue, Brown or White. The legend shall be White, except for Black on White signs. Custom colors require adequate contrast, call a customer service specialist for guidance.

4 Sides

- ☐ Double Face Ground Mount
- ☐ Single Face Overhead Mount

5 Border

- ☐ None MUTCD guidance - Borders are optional, but if used, must be the same color as the letters.
- ☐ Edge - Should use on dark backgrounds
- ☐ Inset - Should use on white backgrounds

6 a. Logo or Route Symbol

- ☐ None MUTCD guidance - Route symbols or Logos may be placed on the left side of a sign. The maximum height is the same as the letter height.
- ☐ Yes

6 b. Prefix/Suffix

- ☐ Full Size
- ☐ Half Size MUTCD Guidance - Prefix/Suffix Height may be smaller than the height of the primary copy and may be abbreviated. No punctuation is to be used.

7 Vandal Resistant Hole Punch

- ☐ None
- ☐ VPA 12 Bolt thru
- ☐ Other

Roadway Type Local Two Lane Roads 0-25 MPH

MUTCD guidance - Initial upper-case letters at least 4" high and lower-case letters 3/4 height of upper-case.

8 Dimensions



Blade Height: 6" | Corner Radius .75"
Letter Height/Prefix: 4" | Suffix Height: 2"
Font: Highway Gothic B | Case: U/L

Hickory Ln

Blade Height: 8" | Corner Radius .75"
Letter Height/Prefix: 4" | Suffix Height: 2"
Font: Highway Gothic B | Case: U/L

Two Lane Roads Over 25 MPH and Multi Lane Roads 0-40 MPH

MUTCD guidance - Initial upper-case letters at least 6" high and lower-case letters 3/4 height of upper-case.



Second St

Blade Height: 9" | Corner Radius .75"
Letter Height/Prefix: 6" | Suffix Height: 3"
Font: Highway Gothic B | Case: U/L

Seventh St

Blade Height: 12" | Corner Radius 1.5"
Letter Height/Prefix: 6" | Suffix Height: 3"
Font: Highway Gothic B | Case: U/L

Multi Lane Roads Over 40 MPH

MUTCD guidance - Initial upper-case letters at least 8" high and lower-case letters 3/4 height of upper-case.

Cherry Rd

Blade Height: 12" | Corner Radius 1.5"
Letter Height/Prefix: 8" | Suffix Height: 4"
Font: Highway Gothic B | Case: U/L

Overhead Mast Arm

MUTCD guidance - Initial upper-case letters at least 12" high and lower-case letters 3/4 height of upper-case.

Hillside Dr

Blade Height: 18" | Corner Radius 1.5"
Letter Height/Prefix: 8" | Suffix Height: 8"
Font: Highway Gothic C | Case: U/L

E Tombigbee St

Blade Height: 18" | Corner Radius 1.5"
Letter Height/Prefix: 8" | Suffix Height: 4"
Font: Highway Gothic C | Case: U/L

Holly Ct

Blade Height: 24" | Corner Radius 1.5"
Letter Height/Prefix/Suffix Height: 12"
Font: Highway Gothic C | Case: U/L

51 Terry Rd

Blade Height: 24" | Corner Radius 1.5"
Letter Height/Prefix: 12" | Suffix Height: 6"
Logo/Route Symbol Height: 12"
Font: Highway Gothic C | Case: U/L

Street Name Signs are Priced based on Length. Please e-mail or fax your list of signs, along with the specifications you've selected for a personalized quote.

Street Name Signs MUST be Type II copy on Type I background or better.


We recommend using **3M** High Intensity Prismatic for **Ground Mounted SNS** and **3M** Diamond Grade Cubed for **Overhead Mounted SNS**

IMPORTANT NOTE: Please e-mail or fax your list of signs (MUST BE A TYPED LIST), along with the specifications you've selected above for a personalized quote. Prefixes/Suffixes MUST use MUTCD Abbreviation, No Punctuation, Special Characters or Block Numbers allowed. Street Name Signs are Priced based on Length.

★ U-Channel Posts & Accessories



U-CHANNEL SQUARE ROUND UNIVERSAL



1.12GR 1.12GA 2GR 2GA 3GA

- ◆ U-Channel posts are manufactured from high tensile steel.
- ◆ Available in your choice of hot dip Galvanized or Green paint finish.
- ◆ Punched full length with 3/8" holes on 1" centers.
- ◆ Measured by length and pounds per foot.
- ◆ Other lengths and weights available in 50 piece bundles.
- ◆ Call for a quote.

NOTE: POSTS TALLER THAN 8' MUST SHIP TRUCK LINE.

Stock #	Size	Finish
RPOCG0352*	3.5FT • 2LB	Galvanized
RPOCG061	6FT • 1.12LB	Galvanized
RPOCG071	7FT • 1.12LB	Galvanized
RPOCG062	6FT • 2LB	Galvanized
RPOCG082	8FT • 2LB	Galvanized
RPOCG0925	9FT • 2.5LB	Galvanized
RPOCG102	10FT • 2LB	Galvanized
RPOCG122	12FT • 2LB	Galvanized
RPOCG123	12FT • 3LB	Galvanized
RPOCG143	14FT • 3LB	Galvanized
RPOCP0352*	3.5FT • 2LB	Green
RPOCP061	6FT • 1.12LB	Green
RPOCP062	6FT • 2LB	Green
RPOCP072	7FT • 2LB	Green
RPOCP082	8FT • 2LB	Green
RPOCP102	10FT • 2LB	Green
RPOCP122	12FT • 2LB	Green

★ Sign Saver

Place between sign and post and sign will not bend from over tightening.



BA080SAVER

★ Anchor Plate

Galvanized anchor plate keeps post firmly in place.



BA080APLATEUCH

* Base Posts for Breakaway Feature

★ U-Channel Break-A-Way Systems



Safety Splice System

- ◆ Ingeniously simple design by Chicago Heights Steel.
- ◆ FHWA & AASHTO approved.
- ◆ Posts to 4 lbs.
- ◆ Two special bolts & spacers join base post to top post.

RPOCZSAFETYSPLICE for 1 to 2-1/2 lb posts
RPOCZSAFETYSPLICE3 for 3 to 4 lb posts



Lap Splice System

- ◆ Economical breakaway system by Marion Steel.
- ◆ FHWA & AASHTO approved.
- ◆ Posts to 4 lbs. Two special bolts & spacers join base post to top post.

RPOCZLAPSPLICE Silver for 2 to 2-1/2 lb posts 1/2" x 3/4" x 5"
RPOCZLAPSPLICEG Gold for 3 to 4 lb posts 1/2" x 3/4" x 5"

★ Snap'n Safe Coupler



RPOCZSNAPNSAFE

Snap'n Safe Coupler

- ◆ Made of cast gray iron, and withstands winds of 120 mph.
- ◆ EASY INSTALLATION: Simply insert Coupler in anchor and bottom of sign post and assemble with (4) bolts.
- ◆ Installation hardware included.
- ◆ For U-Channel Posts 2 to 4 lbs.



★ Snap'n Safe Surface Mount



RPOCZSMUSNAPNSAFE

Snap'n Safe Surface Mount

- ◆ Made of cast gray iron, and withstands winds of 120 mph.
- ◆ EASY INSTALLATION: Simply drill (3) holes in concrete using the base as guide. Secure coupler to concrete with (3) bolts. Attach sign post with (2) bolts.
- ◆ Installation hardware included.
- ◆ For U-Channel Posts 2 to 4 lbs.



Surface Mount Breakaway Base



Universal Stub for Round, U-Channel and Square Post 1.75" or larger

RPOGPBSB100 -15" Diameter Surface Mount Breakaway System



RPOGPBSB100ZRS Replacement Stub for Surface Mount Breakaway System



Surface Mount Anchor Screws for Concrete
RHSMSCA1240 - 1/2" x 4"
RHSMSCA3825 - 3/8" x 2-1/2"

Surface Mount Anchor Screws for Asphalt
RHSMSCA3840 - 3/8" x 4"

Rivets & Rivet Gun



Cherry-Mate Rivets

RHRBALM8BP18 - #18 Rivet for 1.12# U-Channel Post
RHRBALM8BP26 - #26 Rivet for 2# U-Channel Post
RHRBALM8BP30 - #30 Rivet for 2.5# U-Channel Post
RHRBALM8BP34 - #34 Rivet for 3-4# U-Channel Post

Rivet Gun



RHRBALMGUN Rivet Gun





U-Channel Brackets • Hardware • Tools



RPBM317(F/X)

Decorative Sign Top Finial



Econo Brackets

3-3/8" slot for Flat Sign Blades.
Includes hardware.



RPB390
Crosspiece (100/box)



RPBROKPRUF1
180° Cap (100/box)



RPB990(F/X)
Crosspiece (50/box)



RPB457(F/X)
45° Universal (100/box)



RPB91U(F/X)-NU180
180° Cap (50/box)



RPB91U(F/X)-OL90
90° Cap (50/box)



RPB412C(F/X)
Crosspiece (10/box)



RPB412U(F/X)OL90
90° Cap (30/box)



RPB412U(F/X)NU180
180° Cap (30/box)

Jumbo Brackets

12" slot for Flat (F) or Extruded (X) sign blades.
Includes hardware.

Vandal Resistant Bracket Hardware



RHBVPA12T43
12 Point Tool For RHBVPA12



RHBHP76
Button Head Vandal Resistant Bolt (100/Box)



RHBVPA12
12 Point Vandal Resistant Bolt (100/Box)



RHBSK56
Standard Set Screw (100/Box)



RHBSK56
Stainless Steel Set Screw (100/Box)



RHBPRP38
Center Pin Set Screw (100/Box)



RHBSSKT100
Allen Wrench Tool For Set Screws



RHBSSKF100
Allen Wrench Tool For Set Screws

Bracket Hardware • Tools (May Be ORDERED Individually)

Semi-Custom Hardware Systems



Make aluminum sign installation easy by using one of our semi-customized hardware systems. Choose a bolt, nut and washer style in each system to create your own semi-custom packages. Typically Sold in Boxes of 100

Pre-Packaged Hardware

Make aluminum sign installation easy by using one of our hardware packages. Each package is pre-sized to ensure adequate fit to the post.

Standard System



RHBS1625H
5/16" x 2-1/2" Zinc Hex Bolt



RHW516NYLON
5/16" Nylon Washer



RHW516LOC
5/16" Zinc Lock Washer



RHN516
5/16" Zinc Nut

Vandal Resistant System



RHBS1625OW
One-Way Tamper Bolt 5/16" x 2-1/2"



RHBS1625C
5/16" x 2-1/2" Zinc Carriage Bolt



RHW516NYLON
5/16" Nylon Washer



RHN516VPA - Econo
5/16" Breakaway Vandal Proof Nut
RHN516VPAPREMIUM
5/16" Breakaway Vandal Proof Nut Made In The U.S.A.

Tufnut Vandal Resistant System



RHTB3
5/16" x 3"



RHTB25
5/16" x 2-1/2" Tuf Bolt



RHW516NYLON
5/16" Nylon Washer



RHTN31
5/16" Tufnut

Special System

Optional Washer & Nuts for Semi-Custom Systems



RHN516FLUTEDA
5/16" Fluted Tamper Resistant Nut



RHTN31
5/16" Tufnut



RHW516
5/16" Zinc Washer

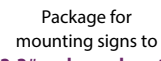


RHN516FLUTEDT2
Tool For Fluted Nut

Econo Hexhead Packages



Package for mounting signs to 1.12# delineator posts
RH0112E01
1 sign to post
RH0112E10
10 signs to posts



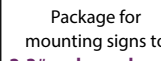
Package for mounting signs to 2-3# u-channel posts
RH023E01
1 sign to post
RH023E10
10 signs to posts

Vandal Resistant Packages

Package for mounting signs to 1.12# delineator posts



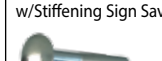
Package for mounting signs to 1.12# delineator posts
RH0112V01
1 sign to post
RH0112V10
10 signs to posts



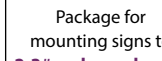
Package for mounting signs to 2-3# u-channel posts
RH023V01
1 sign to post
RH023V10
10 signs to posts

Vandal Resistant Packages

w/Stiffening Sign Savers



Package for mounting signs to 1.12# delineator posts
RH0112PSV01
1 sign to post
RH0112PSV10
10 signs to posts



Package for mounting signs to 2-3# u-channel posts
RH023PSV01
1 sign to post
RH023PSV10
10 signs to posts



Round Posts and Brackets



2-3/8" OD Round Smooth Steel Posts

ITEM CODE	Length	Gauge
RPORG10	10' (120")	16 Gauge (.065")
RPORG12	12' (144")	16 Gauge (.065")

NOTE: THESE POSTS MUST SHIP TRUCK LINE.

3" OD Round Fluted Aluminum Posts

ITEM CODE	Length	Wall Thickness
XRORTALRF1253120	10' (120")	.125"
XRORTALRF1253144	12' (144")	.125"
XRORTALRF1253168	14' (168")	.125"



POZ-LOC® Socket System



POZ-LOC® Socket System - a simple, cost effective way to install small signs without digging, concrete, threading, or nuts and bolts. Simple to use, a socket assembly includes a 27" socket and wedge. *Post is NOT included.*

RPORZPOZLOCSW - Assembly (includes Socket & Wedge)

RPORZPOZLOCSOCKET - Socket
RPORZPOZLOCWEDGE - Wedge



Universal Stub for Round, U-Channel and Square Post 1.75" or larger

RPOGPBSB100 - 15" Diameter Surface Mount Breakaway System



RPOGPBSB100ZRS Replacement Stub for Surface Mount Breakaway System



RPORZSM238SB200 For use with 2-3/8" OD Round Post Surface Mount Assembly

Surface Mount Anchor Screws for Concrete

RHSMSCA1240 - 1/2" x 4"
RHSMSCA3825 - 3/8" x 2-1/2"

Surface Mount Anchor Screws for Asphalt
RHSMSCA3840 - 3/8" x 4"



Snap'n Safe Coupler



Snap'n Safe Coupler




- Made of cast gray iron, and withstands winds of 120 mph.
- EASY INSTALLATION: Simply insert Coupler in anchor and tighten with set screws.
- Installation hardware included.

RPORZSNAPNSAFE238081 for 8 to 12 gauge steel 2-3/8" round posts
RPORZSNAPNSAFE238131 for 13 to 16 gauge steel 2-3/8" round posts



Snap'n Safe Surface Mount



Snap'n Safe Surface Mount



- Made of cast gray iron, and withstands winds of 120 mph.
- EASY INSTALLATION: Simply drill (3) holes in concrete using the base as guide. Secure coupler to concrete with (3) bolts. Attach sign post with (2) bolts.
- Installation hardware included.

RPORZSM238SNAPNSAFE for 8 to 16 gauge steel 2-3/8" round posts



Round Post V-Loc Anchors



- Flush Mount helps prevent vehicle rollovers.
- NCHRP-350 APPROVED allows product to breakaway when hit.
- Guaranteed Re-usability saves time and money.
- Stabilizer Bar & Bolt for anti-twist and turning.
- Yield and release method allocates time for post to pop up, allows drivers to drive thru.

Breakaway System V-Loc Kits		
ITEM CODE	Ground Type	For Post Size
RPORZVR123820R	Old Concrete	2-3/8" O.D.
RPORZVR2323R	Soft Soil	
RPORZVRB23VR2	Soil	
RPORZVRB23VR2B	Soil w/clean-out bar	
RPORZVR1P330RNC	New Concrete	3" O.D.
RPORZVR330R	Soft Soil	
RPORZVR330RC	Existing Concrete	

NOTE: V-loc soil mounts do not require concrete, saving time on the job-site.



Anchor Plate



BA080APLATE238
Fits 2-3/8" to 3" Diameter Posts
7.75" x 6.0"
0.3 Lbs Net Wt.

Solve your round post anchoring problem with these anchor plates designed to keep post from turning and reducing the need for concrete.



RH141HEX Self Tapping Metal Screw (2 Required)

RH141HEXSETTER Driver For Screws





Econo Brackets

ROK-PRUF Econo Brackets with
3-3/8" Slot for Flat Blades.
Includes hardware.

5-1/2" slot for Flat (F) or Extruded (X) sign blades. *Includes hardware.*



RPB922(F/X) 2-3/8" OD
RPB993(F/X) 3" OD
Post Cap (50/box)



RPB990(F/X)
Crosspiece
(50/box)



RPB457(F/X)
45° Universal
(100/box)

ORDER
Individually
or in Boxes
of 100



RPBROKPRUF2
2-3/8" OD
Round Post Cap



RPB390
Crosspiece

Sign Top Finial



RPBM317(F/X)
Decorative Sign
Top Finial



Jumbo Brackets

12" slot for Flat (F) or Extruded (X) sign blades.
Includes hardware.



RPB412C(F/X)
Crosspiece (10/box)



RPB412R(F/X) 2 3/8" OD
RPB412R(F/X) 3" OD
Round Post Cap (25/box)

Vandal Resistant

(May Be ORDERED Individually)

Bracket Hardware • Tools



RHBHP76
Button Head Vandal
Resistant Bolt
(100/Box)



RHBVPA12
12 Point Vandal
Resistant Bolt
(100/Box)



RHBVPA12T43
12 Point Tool
For RHBVPA12



RHBSSK56
Standard
Set Screw
(100/Box)



RHBSSK56
Stainless Steel
Set Screw
(100/Box)



RHBPRP38
Center Pin
Set Screw
(100/Box)



RHBSSKT100
Allen Wrench Tool
For Set Screws



RHBSSKF100
Allen Wrench Tool
For Set Screws



Brackets & Clamps

Round Post Caps



(Set of 2)
Back to Back Bracket
RPBZBB832
for 2-3/8" O.D. Post



(Set of 2) Single Bracket
RPBZ238 for 2 3/8" O.D. Post



(Set of 2) U-Bolt Clamps
RPBZUBCLAMP238
for 2 3/8" O.D. Post Bracket
RPBZUBCLAMP3
for 3" O.D. Post Bracket
RPBZUBCLAMP4
for 4" O.D. Post Bracket



Closure Cap
RPBPRCLCAP for
2-3/8" O.D. Post
RPBPRCLCAP3
for 3" OD Post



Dome Cap
RPBPRCDC250
for 2-3/8" O.D. Post
RPBPRCDC300
for 3" O.D. Post



Wing Brackets

Chain Link Fence Bracket



Bell Wing Bracket
RPBCTBW12 - 12" (50/Box)
(Requires single strap)
RPBCTBW18 - 18" (50/Box)
RPBCTBW24 - 24" (25/Box)
Sign attaches with 5/16" bolts.
Hardware NOT Included.



RPBCT8 - 14.5" Long
Flat or Extruded
Cantilever Wing Bracket
(10/Box)



RPBCT800 - 24" Long
Flat or Extruded
Cantilever Wing Bracket
(15/Box)



RPBCT4
4.5" x 2.5"
Flat Blades
Bell Wing
Bracket
(50/Box)



RPBCT830 - 30" Long
Flat or Extruded
Cantilever Wing Bracket
(10/Box)



RPBCT836 - 36" Long
Flat or Extruded
Cantilever Wing Bracket
(10/Box)



3" x 3" Sign Saver
BA080SAVER

Installing **Sign Savers** between the sign and a chain link fence prevents bending of signs from over tightening.

Complete Hardware Packages
include all Hardware and Sign Savers
necessary to mount signs to chain link fences.
RH0112PSV01 - 1 sign to fence
RH0112PSV10 - 10 signs to fence



Punched Square Posts, Hardware & Break-A-Way Systems



Galvanized Steel Galvanized Steel Post	1.75" Square Punched		
	Punched full length with 7/16" holes on 1" centers.		
	ITEM CODE	Length	Gauge
	RSPB3ZBUZTU60	5' (60")	14 Gauge
	RSPB3ZBUZTC70	5.8' (70")	14 Gauge
	RP0SG0814175	8' (96")	14 Gauge
	RP0SG1014175	10' (120")	14 Gauge
	RP0SG1214175	12' (144")	14 Gauge
	2" Square Punched		
	ITEM CODE	Length	Gauge
Galvanized Steel Base Post / Sleeves	RP0SG08142	8' (96")	14 Gauge
	RP0SG10142	10' (120")	14 Gauge
	RP0SG12142	12' (144")	14 Gauge



NOTE: POSTS TALLER THAN 8' MUST SHIP TRUCK LINE.

- ◆ Superior torsional strength with easy, safe installation by hand or with power equipment.
- ◆ Convenient sign mounting before installation.
- ◆ Versatile, 4-sided sign mounting, at any height.
- ◆ Punched full length with 7/16" holes on 1" centers.
- ◆ Fast and economical replacement of damaged posts.
- ◆ Re-usable materials.
- ◆ FHWA-approved yielding capability.
- ◆ Other sizes, gauges, & lengths available.

Galvanized Steel Base Post / Sleeves	Square Punched		
	Punched full length with 7/16" holes on 1" centers.		
	ITEM CODE	Size	Length
	RP0SG051215	1.50"	5' (60")
	RP0SG0512175	1.75"	5' (60")
	RPOS03122	2.00"	3' (36")
	RPOS0312225	2.25"	3' (36")
	RPOS0151225	2.50"	1.5' (18")
	RPOS025122	2.00"	2.5' (30")
	RPOS035122	2.00"	3.5' (42")

Breakaway Anchor Installation

A POZ-LOC® Performance Post anchor can be driven into the ground first, allowing crews to work at ground level for quicker, cost-effective installations or replacement of damaged sign posts.



Corner bolt to mount top post to base post, up to 2.5"



Anchor Plate


Galvanized anchor plate keeps post firmly in place.



BA080APLATEUCH



Snap'n Safe Coupler



Snap'n Safe Coupler




- ◆ Made of cast gray iron, and withstands winds of 120 mph.
- ◆ EASY INSTALLATION: Simply insert Coupler in anchor and bottom of sign post and assemble with (4) corner bolts.
- ◆ Installation hardware included.
- ◆ Device couples square anchor with square post.

RPOSZSNAPNSAFE175 couples 2" square anchor to 1.75" square posts
RPOSZSNAPNSAFE2 couples 2.25" square anchor to 2" square posts
RPOSZSNAPNSAFE225 couples 2.5" square anchor to 2.25" square posts
RPOSZSNAPNSAFE25 couples 3" square anchor to 2.5" square posts



Snap'n Safe Surface Mount



Snap'n Safe Surface Mount



- ◆ Made of cast gray iron, and withstands winds of 120 mph.
- ◆ EASY INSTALLATION: Simply drill (3) holes in concrete using the base as guide. Secure coupler to concrete with (3) bolts. Attach sign post with (2) corner bolts.
- ◆ Installation hardware included.

RPOSZSM175SNAPNSAFE for 1.75" square posts
RPOSZSM20SNAPNSAFE for 2" square posts
RPOSZSM225SNAPNSAFE for 2.25" square posts
RPOSZSM25SNAPNSAFE for 2.5" square posts

Rivets & Rivet Gun



Cherry-Mate Rivets

RHRBALM8BP26 - #26 Rivet for 1.5" Square Post

RHRBALM8BP30 - #30 Rivet for 1.75" Square Post

RHRBALM8BP34 - #34 Rivet for 2" Square Post

RHRBPVCSP150
PVC Spacer: 1/2" x 1-1/2" for #30 Rivet

RHRBPVCSP175
PVC Spacer: 1/2" x 1-3/4" for #34 Rivet



RHRBALMGUN
Rivet Gun

Surface Mount Breakaway Bases



Universal Stub for Round, U-Channel and Square Post 1.75" or larger

RPOGPBSB100 - 15" Diameter Surface Mount Breakaway System

RPOGPBSB100ZRS
Replacement Stub for Surface Mount Breakaway System

Surface Mount Anchor Screws for Concrete

RHSMSCA1240 - 1/2" x 4"

RHSMSCA3825 - 3/8" x 2-1/2"

Surface Mount Anchor Screws for Asphalt

RHSMSCA3840 - 3/8" x 4"



RPOSZCBM175250G
Barrier Mount for 1.75" to 2.5" square posts

RPOSZSMBASESQ17525
Surface Mount for 1.75" to 2.5" square posts





RPB827(F/X)
4" x 4"
Wood Post

**3-1/2" slot for
Flat (F) or
Extruded (X)
sign blades.**

*Includes sign
to bracket
mounting
hardware.*



RPB975Q(F/X)
2" Square Post Cap
RPB134S(F/X)
1-3/4" Square Post Cap
(50/box)



RPB990(F/X)
Crosspiece
(50/box)

**5-1/2" slot for
Flat (F) or
Extruded (X)
sign blades.**

Includes hardware.



RPB457(F/X)
45° Universal
(100/box)

Sign Top Finial and Post Cap



RPBM317(F/X)
Decorative Sign
Top Finial



RPBSP(175)PCAP
Pyramid Cap for 1.75" Square Post
RPBSP(2)PCAP
Pyramid Cap for 2" Square Post

**12" slot for
Flat (F)
- or -
Extruded (X)
sign blades.**

Includes hardware.



RPB412C(F/X)
Crosspiece (10/box)



RPB412SQ(F/X)2
2" Square Post Cap(30/box)
RPB412SQ(F/X)134
1 3/4" Square Post Cap (30/box)

*Includes sign to bracket
mounting hardware.*

Vandal Resistant

(May Be ORDERED Individually)

Bracket Hardware • Tools



RHBVPA12T43
12 Point Tool For RHBVPA12



RHBHP76
Button Head Vandal
Resistant Bolt
(100/Box)



RHBVPA12
12 Point Vandal
Resistant Bolt
(100/Box)



RHBSK56
Standard Set Screw
(100/Box)



RHBSK56
Stainless Steel Set Screw
(100/Box)



RHBPRP38
Center Pin Set Screw
(100/Box)



RHBSKT100
Allen Wrench Tool
For Set Screws



RHBSKF100
Allen Wrench Tool
For Set Screws

Drive Rivets



Economy Universal Head

RHRDRIVEA38E125NS - Aluminum
RHRDRIVEA38E125W(XX) - Painted Colors Aluminum



- ◆ Grip Range of .125" to .250"
- ◆ Fits 3/8" Hole Diameter
- ◆ Shank: 5/8" Length
- ◆ .093" Nylon Washer included
- ◆ Head: Universal 3/4" Diameter
- ◆ Drive Rivet is designed specifically for the sign to square post application and 12 GA or 14 GA post to single 12 GA anchor

Flush/Tapered Head

RHRDRIVES38P140W - Steel
RHRDRIVEA38P140W(XX) - Aluminum
(XX) Colors to Match Sheeting Available



- ◆ Grip Range of .140" to .330"
- ◆ Fits 3/8" Hole Diameter
- ◆ Shank: 5/8" Length
- ◆ .093" Nylon Washer included
- ◆ Head: Flush/Tapered 1" diameter
- ◆ Drive Rivet is designed specifically for the sign to square post application and 12 GA or 14 GA post to single 12 GA anchor



Universal Head

RHRDRIVES38P140N - Steel (NO Washer)
RHRDRIVEA38P140W - Aluminum w/Steel Pin (.093" Nylon Washer included)



- ◆ Grip Range of .140" - .330"
- ◆ Fits 3/8" hole diameter
- ◆ Head: 7/8" diameter

Flush/Tapered Head Long Shank

RHRDRIVEA38P140WL - Aluminum



- ◆ All the same features as the premium flush/tapered drive rivets with a longer shank than any other drive rivet.
- ◆ Long Shank: 3/4" Length
- ◆ .093" Nylon Washer included
- ◆ Most popular and well liked by customers



Gas Post Drivers

If you are looking for the power you need for tough jobs combined with the flexibility of being able to drive almost anything, look no further. The multitude of configurations that Rhino's Chuck-Lok™ system allows you to quickly change between is incredibly impressive.



GPD-45 Multi Pro

Item Code: **RPEDNGPD45**
Comes with 1", 1-3/4", and 2" Chuck-Lok™ Adapters



- ◆ The 2-1/2" chuck is perfect for Round Posts up to 2-3/8".
- ◆ Includes 2", 1-3/4", and 1" chuck adapters for driving T-Posts & ground rods.
- ◆ Ergonomically Balanced, cushion grip handles frame the GPD-45, providing increased maneuverability and usability.
- ◆ Comes with Rhino's CIS vibration dampening handles.
- ◆ Handle-mounted stop switch.
- ◆ Ergonomically designed handle with an integrated throttle.
- ◆ Prime bulb, for easy starting.
- ◆ Legendary reliability: Honda GX35 4-stroke industrial engine. This tool has passed the stringent Honda US Certification process.
- ◆ Steel skid plate protects the engine and provides rugged durability.



GPD-45 Multi Pro XA

Item Code: **RPEDNGPD45XA**
Comes with 1", 1-3/4", and 2" Chuck-Lok™ Adapters

Item Code: **RPEDNGPD45XAU**
Comes with U-Channel Chuck

- ◆ This driver is best suited to primarily driving U-Channel.
- ◆ The XA model was designed at the request of sign installers, municipalities, and rental houses.
- ◆ The XA model is the Multi Pro with the extended anvil and longer Chuck-Lok already installed.
- ◆ This makes it truly a 4 bolt change to switch to channel posts, square tubes, and back to rounds.
- ◆ The XA weighs in only 7lbs heavier than the standard Multi Pro and is primarily designed for higher productivity and U-channel sign installers.

2-1/2" Master Chuck-Lok™ for use with all GPD -45 Post Driver Models

RPEDGPDZCH25AMC 2-1/2" Master Chuck-Lok™ w/Locking Nut

Post Drive Chuck Adapters for use with the 2-1/2" Master Chuck-Lok™

RPEDZCH25A1	1" ID Chuck-Lok™ Adapter for posts 0" to 7/8" Best suited for driving electrical ground rod.
RPEDZCH25A175	1-3/4" ID Chuck-Lok™ Adapter for posts 1-1/8" to 1-5/8"
RPEDZCH25A2	2" ID Chuck-Lok™ Adapter for posts 1-3/8" to 1-7/8"
RPEDZCH25ATS	Tent Stake Chuck-Lok™ Adapter Ideally suited for the rigors of tent stake installation.

Gas Post Driver Lubricant

RPEDNGPD45ZPDL Gas Operated Post Driver Lubricant - 12 Pack



Multi-Pro Municipality Post Drive Kit

RPEDGPD45DRIVEKIT	Multi-Pro Municipality Drive Kit includes: <ul style="list-style-type: none"> • Short Chuck Tube (RPEDZCH25ASB) • 1-3/4" Square Anchor Drive Cap for 1-1/2" ID Posts (RPEDZCH25ASBD175) • 2" Square Anchor Drive Cap for 1-3/4" ID Posts (RPEDZCH25ASBD2) • 2-1/4" Square Post Anchor Drive Cap for 2" ID Posts (RPEDZCH25ASBD225) • 2-1/2" Square Post Anchor Drive Cap for 2-1/4" ID Posts (RPEDZCH25ASBD25) • U-Channel Post Slotted Chuck (RPEDZCH25ASC) • U-Channel Post Anvil (RPEDZCH25AEA)
--------------------------	---



Multi-Pro U-Channel Post Drive Kit

RPEDZCH25ACK	U-Channel Post Drive Kit includes: <ul style="list-style-type: none"> • Slotted Chuck Adapter (RPEDZCH25ASC) • Extended Anvil Chuck Adapter (RPEDZCH25AEA)
---------------------	---



Multi-Pro Square Post Drive Kits

RPEDZCH25STDK175	Multi-Pro 1-3/4" Square Tube Drive Kit includes: <ul style="list-style-type: none"> • Short Chuck Tube • 1-3/4" Square Anchor Drive Cap for 1-3/4" ID Post
RPEDZCH25STDK2	Multi-Pro 2" Square Tube Drive Kit includes: <ul style="list-style-type: none"> • Short Chuck Tube • 2" Square Anchor Drive Cap for 2" ID Post
RPEDZCH25STDK225	Multi-Pro 2-1/4" Square Tube Drive Kit includes: <ul style="list-style-type: none"> • Short Chuck Tube • 2-1/4" Square Anchor Drive Cap for 2-1/4" ID Post
RPEDGPD45STDK25	Multi-Pro 2-1/2" Square Tube Drive Kit includes: <ul style="list-style-type: none"> • Short Chuck Tube • 2-1/2" Square Anchor Drive Cap for 2-1/4" ID Post

PD-55 Medium-Duty Post Driver



Item Code: **RPEDPD55**
Air Consumption: 42 CFM @ 90psi
(1.19m³/min @ 6.21Bar)
Weight: Approx. 54.6 lbs. (24.8kg)



Chuck Adapters



- ◆ Easily operated by one man and is the perfect choice for driving all types of steel posts!
- ◆ Drivers are fast, safe, portable, and will increase productivity while reducing costs!
- ◆ For nearly forty years, the legendary PD-55 and its predecessor the PD-50 have been the productivity leaders in post driving.
- ◆ At just 54 pounds, the brutally tough PD-55 is capable of handling your toughest applications quickly and efficiently.
- ◆ The PD-55 is ideally suited for driving t-posts, ground rod, tent stakes, grape stakes, delineator posts, form pins and fence posts up to 3-3/4".

3-7/8" ID Master Chuck for use with the PD-55 Medium-Duty Post Driver	
RPEDZCH378	3 7/8" ID Master Chuck (included w/RPEDPD55)

Post Drive Chuck Adapters for use with the 3-7/8" ID Master Chuck

RPEDZCH378A10	1" ID Chuck Adapter for posts from 0" to 7/8". Best suited for driving electrical ground rod.
RPEDZCH378A15	1-1/2" ID Chuck Adapter for posts 7/8" to 1-3/8"
RPEDZCH378A20	2" ID Chuck Adapter for posts 1-3/8" to 1-7/8"
RPEDZCH378A20H	2" ID Heavy-Duty Chuck Adapter for posts from 1-3/8" to 1-7/8". Ideal for tent stake installation.
RPEDZCH378A25	2-1/2" ID Chuck Adapter for posts 1-7/8" to 2-3/8"
RPEDZCH378A30	3" ID Chuck Adapter for posts 2-3/8" to 2-7/8"
RPEDZCH378A35	3-1/2" ID Chuck Adapter for posts 2-7/8" to 3-1/8"
RPEDZCH378AC112	1.2-1.5# U-Channel Post Drive Chuck Adapter accommodates 1.2 to 1.5 lb. U-Channel Posts
RPEDZCH378AC2	2-2.75# U-Channel Post Drive Chuck Adapter accommodates 2 to 2-3/4 lb. U-Channel Posts
RPEDZCH378AC3	3-4# U-Channel Post Drive Chuck Adapter accommodates 3 to 4 lb. U-Channel Posts
RPEDZCH40626	4" x 4" Wood Post Drive Chuck (4-1/16" x 4-1/16")

Schedule 40 Pipe Drive Caps for use with the 3-7/8" ID Master Chuck

RPEDZCH378A540D2	2" Schedule 40 Pipe Drive Cap w/T-Bar & Clip
RPEDZCH378A540D25	2-1/2" Schedule 40 Pipe Drive Cap w/T-Bar & Clip
RPEDZCH378A540D3	3" Schedule 40 Pipe Drive Cap w/T-Bar & Clip

U-Channel Post Breakaway Anchor Driver for use with the 3-7/8" ID Master Chuck

RPEDZCH378ACB	U-Channel Post Anchor Drive Chuck Adapter
Drive Cap for use with the U-Channel Post Breakaway Anchor Drive Chuck Adapter	
RPEDZCH378ACBD	U-Channel Drive Cap

Square Post Breakaway Anchor Drive Chuck Adapter & Puller for use with the 3-7/8" ID Master Chuck

RPEDZCH378ASB	Square Post Drive Chuck Adapter
---------------	---------------------------------

Drive Caps (Low Drive Extension) for use with the Square Post Breakaway Anchor Chuck Adapter

RPEDZCH378ASBD125	1-1/4" Square Drive Cap (1" pin)
RPEDZCH378ASBD15	1-1/2" Square Drive Cap (1-1/4" pin)
RPEDZCH378ASBD175	1-3/4" Square Drive Cap (1-1/2" pin)
RPEDZCH378ASBD2	2" Square Drive Cap (1-3/4" pin)
RPEDZCH378ASBD225	2-1/4" Square Drive Cap (2" pin)
RPEDZCH378ASBD25	2-1/2" Square Drive Cap (2-1/4" pin)



Filter Regulator



Filter Regulator Carrier



Air Hose Assembly



Air Hose Whip



Complete Transport Kit

Accessories for the PD-55 Medium-Duty Post Driver

RPEDPD55ZFRL	Filter Regulator Lubricator
RPEDPD55ZFRLC	Carrier for Filter Regulator Lubricator
RPEDPD55ZHA100	Air Hose Assembly with 100' of 3/4" Diameter Hose
RPEDPD55ZHA25	Air Hose Assembly with 25' of 3/4" Diameter Hose
RPEDPD55ZHAXX	Air Hose Assembly with Custom Length of 3/4" Diameter Hose
RPEDPD55ZHQC	Air Hose Quick Coupler
RPEDPD55ZHQCSC	Quick Coupler Safety Clips
RPEDPD55ZH059	Air Hose Whip 5' 9"
RPEDPD55ZH152	Air Hose Whip 15' 2"
RPEDPD55ZTPORTCART	Transport Cart Only

Kits for the PD-55 Medium-Duty Post Driver

RPEDPD55ZKTV	Throttle Valve Kit with 5' Hose Whip
RPEDPD55ZKTV16	Throttle Valve Kit with 16' Hose Whip
RPEDPD55ZTPORTKIT	Complete Transport Kit includes the following items:

• PD-55 Post Driver • PDT-55 Transport Cart • 4 Chuck Adapters (chuck selection is customizable to fit your needs) • 15'2" Air Hose • Throttle Valve Kit • Filter-Regulator Lubricator • Extra Washers & Bolts • Extra Safety Clips • 1 qt Non-Detergent Oil • Operating & Safety Instructions

Replacement Parts for the PD-55 Medium-Duty Post Driver

RPEDPD55ZZBODY	Replacement Body
RPEDPD55ZZFILTER	Replacement Filter
RPEDPD55ZZGASKET	Replacement Gasket
RPEDPD55ZZLUBRICATOR	Replacement Lubricator
RPEDPD55ZZPISTON	Replacement Piston
RPEDPD55ZZREGULATOR	Replacement Regulator
RPEDPD55ZZTOPCOVER	Replacement Top Cover Assembly

Hydraulic Post Driver (Chuck-Lok™)



HPD 60 Medium-Duty Post Driver with 2-1/2" Master Chuck-Lok™

Item Code: **RPEDYHPD6025**

Oil flow, gpm: 8

Working psi: 1750 | Max. return psi: 220

Blow frequency, bpm: 1380 | Blow energy, lb/ft: 70

Vibration level (3 axis) m/s²: <9.6

Weight: Approx. 60.5 lbs. | Length (w/o Chuck): 26"



Chuck Adapters

2-1/2" Master Chuck-Lok™ for use with the HPD 60 Medium-Duty Post Driver

RPEDZCH25	2-1/2" Chuck-Lok™ w/Locking Nut (included w/ RPEDYHPD6025)
------------------	--

Post Drive Chuck Adapters

for use with the 2-1/2" Master Chuck-Lok™

RPEDZCH25A1	1" ID Chuck-Lok™ Adapter for posts 0" to 7/8" Best suited for driving electrical ground rod.
RPEDZCH25A175	1-3/4" ID Chuck-Lok™ Adapter for posts 1-1/8" to 1-5/8"
RPEDZCH25A2	2" ID Chuck-Lok™ Adapter for posts 1-3/8" to 1-7/8"

Large Chuck Adapter Plate

for use with the 2-1/2" Master Chuck-Lok™

RPEDZCH25LP	Large Chuck Adapter Plate Required to modify the Chuck-Lok™ system to accept larger chucks
--------------------	--

U-Channel Post Drive Kit

for use with the 2-1/2" Master Chuck-Lok™

RPEDZCH25ACK	U-Channel Post Drive Kit includes: • Slotted Chuck Adapter (RPEDZCH25ASC) • Extended Anvil Chuck Adapter (RPEDZCH25AEA)
---------------------	---

- ◆ The Rhino® HPD 60, a high-performance hydraulic post driver, is perfect for fencing, road signs, farm, ranch, forestry, vineyards, guardrail, anchors, tent stakes – essentially any driving job. Capable of driving nearly any post profile, this driver is a hydraulic powerhouse! For taller applications utilize the remote valve.
- ◆ Unlike other hydraulic drivers, the RHINO® HPD 60 is nearly maintenance free. Continuous component lubrication keeps maintenance at a minimum and extends tool life.
- ◆ The RHINO® HPD 60 can be used with the HPP 13V or HPP 18V Power Packs as well as other hydraulic power systems such as utility truck or mini excavator with the use of Rhino's flow control devices.



Rhino Hydraulic Flex Power Packs are superior to other brands due to the cooling system that allows the hydraulic pressure to remain stronger than the competition once it gets hot.

Power Packs & Accessories for use with HPD-60 Medium-Duty Post Driver

RPEDYZHPP13	HPP 13V Hydraulic Flex Power Pack
RPEDYZHPP18V	HPP 18V Hydraulic Flex Power Pack
RPEDYZHPP0FD	Hydraulic Oil Flow Divider allows tool to be powered with other sources such as a skid steer or mini excavator (not necessary if using Rhino Power Packs). (Includes 12" Hose Whip)
RPEDYZHERV	Hydraulic Remote Valve (Includes 6" Hose Whip and 6' Hose)
RPEDYZHEH20	Hydraulic Extension Hose 20 ft
RPEDYZHEH33	Hydraulic Extension Hose 30 ft

Hydraulic Tools

for use with the HPP 13V™ or HPP 18V™ Power Packs

RPEDYHCS14	14" Hydraulic Cut Off Saw
RPEDYHCS16	16" Hydraulic Cut Off Saw
RPEDYHCS18	18" Hydraulic Cut Off Saw
RPEDYHCS20	20" Hydraulic Cut Off Saw
RPEDYHBR22	HBR22 Hydraulic Chipping Hammer
RPEDYHBR60106	HBR60 Hydraulic Breaker with 1-1/4" x 6" -or- 1-1/8" x 6" Shank
RPEDYHBR6011256	HBR60 Hydraulic Breaker with 1-1/8" (1.125") x 6" Shank
RPEDYHBR601256	HBR60 Hydraulic Breaker with 1-1/4" (1.25") x 4" Shank
RPEDYHBR9011256	HBR90 Hydraulic Breaker with 1-1/8" (1.125") x 6" Shank
RPEDYHBR901256	HBR90 Hydraulic Breaker with 1-1/4" (1.25") x 6" Shank
RPEDYHCD14	Hydraulic Hand Core Drill with 1" - 4" Drill Diameter
RPEDYHCD214	Hydraulic Hand Core Drill with 2" - 14" Drill Diameter
RPEDYHED	HED Earth Auger
RPEDYHWP2	HWP2 Hydraulic Water Pump with 2" x 33' Discharge Hose
RPEDYHWP3	HWP3 Hydraulic Water Pump with 3" x 33' Discharge Hose
RPEDYHWP4	HWP4 Hydraulic Water Pump with 4" x 33' Discharge Hose





HPD 60 Medium-Duty Post Driver

Item Code: **RPEDYHPD60378**

Oil flow, gpm: 8

Working psi: 1750 | Max. return psi: 220

Blow frequency, bpm: 1380 | Blow energy, lb/ft: 70

Vibration level (3 axis) m/s²: <9.6

Weight: Approx. 60.5 lbs. | Length (w/o Chuck): 26"



Chuck
Adapters

3-7/8" ID Master Chuck for use with the HPD 60 Medium-Duty Post Driver

RPEDZCH378	3 7/8" ID Master Chuck (included w/ RPEDYHPD60378)
-------------------	--

Post Drive Chuck Adapters for use with the 3-7/8" ID Master Chuck

RPEDZCH378A10	1" ID Chuck Adapter for posts from 0" to 7/8". Best suited for driving electrical ground rod.
RPEDZCH378A15	1-1/2" ID Chuck Adapter for posts 7/8" to 1-3/8"
RPEDZCH378A20	2" ID Chuck Adapter for posts 1-3/8" to 1-7/8"
RPEDZCH378A20H	2" ID Heavy-Duty Chuck Adapter for posts from 1-3/8" to 1-7/8". Ideal for tent stake installation.
RPEDZCH378A25	2-1/2" ID Chuck Adapter for posts 1-7/8" to 2-3/8"
RPEDZCH378A30	3" ID Chuck Adapter for posts 2-3/8" to 2-7/8"
RPEDZCH378A35	3-1/2" ID Chuck Adapter for posts 2-7/8" to 3-1/8"
RPEDZCH378AC112	1-1.5# U-Channel Post Drive Chuck Adapter accommodates 1 to 1-1/2 lb. U-Channel Posts
RPEDZCH378AC2	2 to 2-3/4" U-Channel Post Drive Chuck Adapter accommodates 2 to 2-3/4 lb. U-Channel Posts
RPEDZCH378AC3	3-4# U-Channel Post Drive Chuck Adapter accommodates 3 to 4 lb. U-Channel Posts

Schedule 40 Pipe Drive Caps for use with the 3-7/8" ID Master Chuck

RPEDZCH378AS40D2	2" Schedule 40 Pipe Drive Cap w/T-Bar & Clip
RPEDZCH378AS40D25	2-1/2" Schedule 40 Pipe Drive Cap w/T-Bar & Clip
RPEDZCH378AS40D3	3" Schedule 40 Pipe Drive Cap w/T-Bar & Clip

U-Channel Post Breakaway Anchor Driver for use with the 3-7/8" ID Master Chuck

RPEDZCH378ACB	U-Channel Post Anchor Drive Chuck Adapter
----------------------	---

Drive Cap for use with the U-Channel Post Breakaway Anchor Drive Chuck Adapter

RPEDZCH378ACBD	U-Channel Drive Cap
-----------------------	---------------------

Square Post Breakaway Anchor Drive Chuck Adapter & Puller for use with the 3-7/8" ID Master Chuck

RPEDZCH378ASB	Square Post Driver Chuck Adapter
----------------------	----------------------------------

Drive Caps (Low Drive Extension) for use with the Square Post Breakaway Anchor Chuck Adapter

RPEDZCH378ASBD125	1-1/4" Square Drive Cap (1" pin)
RPEDZCH378ASBD15	1-1/2" Square Drive Cap (1-1/4" pin)
RPEDZCH378ASBD175	1-3/4" Square Drive Cap (1-1/2" pin)
RPEDZCH378ASBD2	2" Square Drive Cap (1-3/4" pin)
RPEDZCH378ASBD225	2-1/4" Square Drive Cap (2" pin)
RPEDZCH378ASBD25	2-1/2" Square Drive Cap (2-1/4" pin)

- ◆ The Rhino® HPD 60 is a high-performance hydraulic post driver is perfect for fencing, road signs, farm, ranch, forestry, vineyards, guardrail, anchors, tent stakes – essentially any driving job. Capable of driving nearly any post profile, this driver is a hydraulic powerhouse! For taller applications utilize the remote valve.
- ◆ Unlike other hydraulic drivers the RHINO® HPD 60 is nearly maintenance free. Continuous component lubrication keeps maintenance at a minimum and extends tool life.
- ◆ The RHINO® HPD 60 can be used with the HPP 13V or HPP 18V Power Packs as well as other hydraulic power systems such as utility truck or mini excavator with the use of Rhino's flow control devices.



Rhino Hydraulic Flex Power Packs are superior to other brands due to the cooling system that allows the hydraulic pressure to remain stronger than the competition once it gets hot.

Power Packs & Accessories for use with HPD-60 Medium-Duty Post Driver

RPEDYZHPP13	HPP 13V Hydraulic Flex Power Pack
RPEDYZHPP18V	HPP 18V Hydraulic Flex Power Pack
RPEDYZHPPOFD	Hydraulic Oil Flow Divider allows tool to be powered with other sources such as a skid steer or mini excavator. (Includes 12" Hose Whip)
RPEDYZHERV	Hydraulic Remote Valve (Includes 6" Hose Whip and 6' Hose)
RPEDYZHEH20	Hydraulic Extension Hose 20 ft
RPEDYZHEH33	Hydraulic Extension Hose 30 ft

Hydraulic Tools for use with the HPP 13V™ or HPP 18V™ Power Packs

RPEDYHCS14	14" Hydraulic Cut Off Saw
RPEDYHCS16	16" Hydraulic Cut Off Saw
RPEDYHCS18	18" Hydraulic Cut Off Saw
RPEDYHCS20	20" Hydraulic Cut Off Saw
RPEDYHBR22	HBR22 Hydraulic Chipping Hammer
RPEDYHBR60106	HBR60 Hydraulic Breaker with 1-1/4" x 6" -or- 1-1/8" x 6" Shank
RPEDYHBR6011256	HBR60 Hydraulic Breaker with 1-1/8" (1.125") x 6" Shank
RPEDYHBR601256	HBR60 Hydraulic Breaker with 1-1/4" (1.25") x 6" Shank
RPEDYHBR9011256	HBR90 Hydraulic Breaker with 1-1/8" (1.125") x 6" Shank
RPEDYHBR901256	HBR90 Hydraulic Breaker with 1-1/4" (1.25") x 6" Shank
RPEDYHCD14	Hydraulic Hand Core Drill 1" - 4" Drill Diameter
RPEDYHCD214	Hydraulic Hand Core Drill 2" - 14" Drill Diameter
RPEDYHED	HED Earth Auger
RPEDYHWP2	HWP2 Hydraulic Water Pump with 2" x 33' Discharge Hose
RPEDYHWP3	HWP3 Hydraulic Water Pump with 3" x 33' Discharge Hose
RPEDYHWP4	HWP4 Hydraulic Water Pump with 4" x 33' Discharge Hose



Manual Drive Caps & Post Drivers

U-CHANNEL  SQUARE  ROUND  UNIVERSAL 



RPEDMHDH8
One Man Post Driver
Heavy Duty
60.25" Long | 43.7 Lbs.
4.125" I.D.



RPEDCHRP100
Steel Drive Cap for
2-3/8" Round Posts
Weight: 3 Lbs



RPEDCH30100
Steel Drive Cap for
2 lb. U-Channel
Weight: 4.5 Lbs



RPEDCH17BIGBOYDRIVE
Big Boy Drive Cap
for 3 to 4 lb. U-Channel
Weight: 18 Lbs



RPEDCHDRCAP214SQ
Drive Cap for 2.25" & 2.5"
Square Post
RPEDCHDRCAP200SQ
Drive Cap for 2" Square Post

Manual Post Pullers



RPEPPL3
PL-3 Hydraulic Post Puller Jack



RPEPUJACK
U-Jack
U-Channel & Square
Post Puller (Detachable
puller NOT required)
RPEPUJACKPIN
Replacement Pin for U-Jack



RPEPH7
Jack Base and
Heavy Duty Handle
(Puller Not Included)



RPEPH4A
Detachable Puller
Use with RPEPH7

Accessories for PL-3 and MP-3

RPEPMP3Z220422
(A) Chain Assembly
for MP-3

RPEPPL3HP070416
Replacement Handle
for PL-3

RPEPPL3Z071040
(B) Detachable Post Grabber
for PL-3/MP-3

RPEPPL3Z071041
Detachable Panel Post Grabber
for PL-3/MP-3

RPEPPL3Z071042
Detachable Tent Stake Grabber
for PL-3/MP-3



Rhino® Jack
RPEPMP3
(includes jack
and handle only)

Rhino® Jack
RPEPMP3AG
(includes jack,
handle with
chain and
post grabber)



JackJaw® Extractors make an easy task of pulling stakes and posts driven in soil. JackJaws can not be used for removing post embedded in concrete - soil installations only. With a couple pumps of the handle, stakes and posts break loose. The jaw and lever mechanism allow you to pull stakes and posts straight up out of the ground without bending them, preserving the posts and stakes for hundreds of repeated uses.

JackJaw® 300 Series 16:1 mechanical advantage


RPEPJACKJJ0300 (u-channel)
RPEPJACKJJ0304 (2 to 2-1/2" square)
RPEPJACKJJ0305 (2-1/4" to 3" round)
RPEPJACKJJ0310 (1-1/4" to 2" square)
RPEPJACKJJ0311 (3-1/4" to 3 1/2" square)
RPEPJACKJJ0315 (1 3/4" to 2 1/4" square)
RPEPJACKJJ0350 (1/2" to 3-1/2" wood)

JackJaw® 400 Series with Folding Handle 16:1 mechanical advantage

RPEPJACKJJ0400 (u-channels/gas probe)
RPEPJACKJJ0404 (2" to 2 1/2" square)
RPEPJACKJJ0405 (2.25" to 3" O.D. round)

JackJaw® 500 Series Super Puller 28:1 mechanical advantage

RPEPJACKJJ0500 (u-channels)
RPEPJACKJJ0504 (2 to 2-1/2" square)
RPEPJACKJJ0505 (2-1/4" to 3" round)
RPEPJACKJJ0510 (1-1/4" to 2" square)
RPEPJACKJJ0511 (3-1/4" to 3-1/2" square)
RPEPJACKJJ0515 (1-3/4" to 2-1/4" square)
RPEPJACKJJ0550 (1/2" to 3-1/2" wood)



JackJaw® 300 Conversion Kits

RPEPJACKJJZKSC300 convert to u-channel posts
RPEPJACKJJZKSC304 convert to 2"-2.5" square posts
RPEPJACKJJZKSC305 convert to 2.25"-3" round posts
RPEPJACKJJZKSC310 convert to 1.25"-2" square posts

JackJaw® Conversion Kits

JackJaw® 500 Conversion Kits

RPEPJACKJJZKSC500 convert to u-channel posts
RPEPJACKJJZKSC504 convert to 2"-2.5" square posts
RPEPJACKJJZKSC305 convert to 2.25"-3" round posts

JackJaw® Parts & Accessories



Replacement Jaws
RPEPJACKJJZKCA0006 (includes hardware)
for JackJaw® 300, 400 or 500 Series



Comfort Grip
RPEPJACKJJZAC0001
for JackJaw® Handles



Link Arm Kit
RPEPJACKJJZKLI0300PR
to upgrade single blade to clevis
for JackJaw® 300 & 500 Series

Heavy Nylon Carry Bags

RPEPJACKJJZPA0008
for JackJaw® 400 Series
RPEPJACKJJZPA0009
for JackJaw® 300 & 500 Series

Brackets for Signal or Utility Pole Mounting



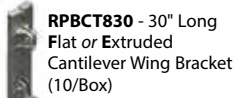
RPBCT4
4.5" x 2.5"
Flat Blades
Bell Wing
Bracket
(50/Box)



RPBCT8 - 14.5" Long
Flat or Extruded
Cantilever Wing Bracket
(10/Box)



RPBCT800 - 24" Long
Flat or Extruded
Cantilever Wing Bracket
(15/Box)



RPBCT830 - 30" Long
Flat or Extruded
Cantilever Wing Bracket
(10/Box)

Strap or
Bolt to Post
or Wall



RPBCT836 - 36" Long
Flat or Extruded
Cantilever Wing Bracket
(10/Box)



Bell Wing Bracket
RPBCTBW12 - 12" (50/Box)
(Requires single strap)

RPBCTBW18 - 18" (50/Box)
RPBCTBW24 - 24" (25/Box)
Sign attaches with 5/16" bolts.
Hardware NOT Included.

**Bracket
Hardware &
Tools Sold
Separately**



RHSLA
Snap Lock Assembly



RHBSKT100
Allen Wrench Tool
For Set Screws
and RHBHP76



RHSSH8
5/16"
Stainless Steel
Nut



RHBSK56
Stainless Steel
Set Screw
(100/Box)



RHSSHB516
5/16" x 18 x 3/4"
Stainless Steel
Bolt

Stainless Steel Strapping

Special
Stainless Steel
Alloys Available
for Saltwater
Environments.
Call for Details

Buckle Bracket Package



RHSBB7
Each package contains
everything needed,
including hardware, to
mount 1 sign to a post
that is 4" - 12" in diameter.

Build Your Own Package



RHSSBPLUS4
Plus 4 Sign Bracket
For Posts Over
4" in Diameter



RHSSBMINUS4
Minus 4 Sign Bracket
For Posts 4" in
Diameter or Less



RHSSBC
Cantilever Sign Bracket

Snap Lock Assembly Packages



RHSLAMINUSPKG



RHSLAMINUSPK2



RHSLAPLUSPKG



RHSLAPLUSPK2



RHSLACANTILEVERPKG



RHSLACANTILEVERPK2

RHSLA Snap Lock Assembly - 9/16" x 40" strap fits
post from 1-3/4" to 12-1/4" in diameter.



RHSS3420 3/4" x .020" x 200'
RHSS3425 3/4" x .025" x 100'
RHSS3430 3/4" x .030" x 100'
Stainless Steel Strapping



RHSSHB3465
Buckle for .030" or
thicker strapping



RHSSHW506
Wing Seal for .025" or
thinner strapping



RHSSH8 5/16"
Stainless Steel Nut
(Only required for
cantilever bracket)



RHSSHB516
5/16" x 18 x 3/4"
Stainless Steel Bolt

Strapping Tools



RHSSTMODELCP1
Strap Cutter



RHSSTMODELCP1
Ratchet Type
Strapping Tool



RHSSTMODELCP001
Spinner Type Strapping Tool

Screw type hose clamp style for sign mounting.
Needs only a screwdriver to tighten.

Brackets for Overhead Span Wire Mounting



RPBOHGR80

LIGHT-DUTY

- ◆ Made from cast aluminum
- ◆ Swivels 360°
- ◆ Recommended for Traffic Signs ONLY - up to 24" x 30"
- ◆ Mounts on cables up to 3/8"
- ◆ Unassembled



RPBOHCOMM77

MEDIUM-DUTY

- ◆ Made from plated steel and aluminum
- ◆ Swivels 360-degrees and adjusts for tilt.
- ◆ Mounts on cables up to 3/8"
- ◆ Pre-assembled for quick installation



Allows Sign to Swing Freely in the Wind.



RPBOHCPCSWING



HEAVY-DUTY

• **IN STOCK** •
May Be ORDERED Individually or in a Box of 10

Sign Length	Number of Brackets	Inset Distance from Edge of Sign
up to 42"	1	centered
42" - 66"	2	3"
67" - 84"	2	6"
85" - 102"	2	12"
103" - 120"	2	16"
over 120"	3	centered & 16"

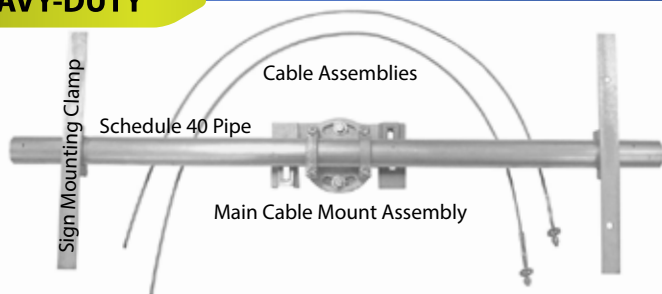
- ◆ Heavy-duty, 4 and 8 gauge steel
- ◆ 3-way adjustable
- ◆ Net weight 4.8 lbs.
- ◆ Mounts on cables up to 3/8"
- ◆ Pre-assembled for quick hassle free installation



Overhead Mast Arm "Mast-o-Brackets"



HEAVY-DUTY



Main Cable Mount Assembly

RPBOHMWCMZ8214 - The main assembly is the bracket at the center of the Mast-O-Bracket system.

Cable Assembly

RPBOHMWCMZ8213 - (2 required per mount)
Length: 50" including threaded connector, 1.5" long 3/8"-16 TPI and 1.375" long 5/16" HEX. Nylon locking nut with washer provided. Free end of cable welded to prevent fraying.

Sign Mounting Clamp

The number of sign mounting clamps are determined by the length of sign and should be spaced accordingly. Refer to chart (shown at left).

RPBOHMWCMZ8300 - 8" Sign Mounting Clamp for using 12" signs with the Mast-o-Bracket.

RPBOHMWCMZ8301 - 16" Sign Mounting Clamp for using 18" or larger signs with the Mast-o-Bracket.

Schedule 40 Pipe (1.5" Diameter - No Slot)

RPBOHMWCMZP24 - 24" long pipe for up to 36" sign

RPBOHMWCMZP36 - 36" long pipe for 37" - 48" sign

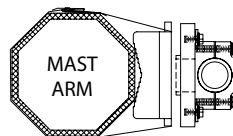
RPBOHMWCMZP40 - 40" long pipe for 49" - 66" sign

RPBOHMWCMZP60 - 60" long pipe for 67" - 84" sign

RPBOHMWCMZP72 - 72" long pipe for 85" - 96" sign

RPBOHMWCMZP84 - 84" long pipe for up to 97" - 120" sign

KIT ITEM #	Fits Signs Sizes	Main Cable Mount Assembly KIT QTY	50" Cable Assemblies KIT QTY	1.5" diameter Schedule 40 Pipe LENGTH	16" long Sign Mounting Clamps KIT QUANTITY
RPBOHMWCM30036	up to 36"	1	2	24" long	2
RPBOHMWCM30048	37" - 48"	1	2	36" long	2
RPBOHMWCM30066	49" - 66"	1	2	40" long	2
RPBOHMWCM30084	67" - 84"	1	2	60" long	4
RPBOHMWCM30096	85" - 96"	1	2	72" long	4
RPBOHMWCM30120	97" - 120"	1	2	84" long	4



Attachment to Mast Arm Options:

Use Stainless Steel Cables with Hardware provided in kits. Other cable lengths available. All kits come unassembled. Call for quote.

Overhead Mast Arm Brackets



MEDIUM-DUTY

RPBOHCOM88

- ◆ Medium-Duty, made from plated steel and aluminum
- ◆ Use stainless steel strapping for mounting (*sold separately*)
- ◆ Pre-assembled for quick hassle free installation
- ◆ May be ordered individually or in a box of 10

MORE Brackets, Strapping, Hardware & Tools Available

RHSLA
Snap Lock Assembly



RHSS3430
3/4"x.030"x100'
Stainless Steel Strapping

X-Tube Flexible Sign Posts

- ◆ Lightweight, durable plastic sign posts bend when struck, rebound to vertical position and won't damage vehicles like steel posts.
- ◆ The white X-Tube Post is a 1.75" square post supported by two internal, corner-to-corner reinforcing cross beams.
- ◆ Made from UV-stabilized polymers, the posts offer superior impact resistance and withstand all weather conditions.
- ◆ Surface Mount Base accepts both the X- and Y-Tubes or 1.75" square steel tube and locks securely in place with a simple bolt or quick-release pin.

RPOFPSPXTUBEWH(XXX) - White Sign Post, drilled for 12" x 18" sign
48" (048) | 60" (060) | 72" (072) | 78" (078) | 84" (084) | 96" (096) | 108" (108)

RPOFPSPZXTUBECAP - Black Post Cap

RPOFZPXTUBEBASE800QR - Quick Release Pin



Surface Mount
Anchor Screws for Concrete
RHSMSCA1240 - 1/2" x 4"
RHSMSCA3825 - 3/8" x 2-1/2"

Surface Mount
Anchor Screws for Asphalt
RHSMSCA3840 - 3/8" x 4"



RPOFPSPZXTUBEBASE
Surface Mount Base



RPOFZPXTUBEBASEYETI
"The Yeti" 40# Portable Base

Pedestal Base



RPOGP4
14" Cast Iron
Base With 4' Pipe.
Weighs 27 lbs.

Cast Iron Pedestal Bases are drilled for mounting signs:
- 12" x 18"
- 18" x 24"
- 24" x 24"

Hardware Package
for mounting sign to
GP Pedestal
RH6GPE01



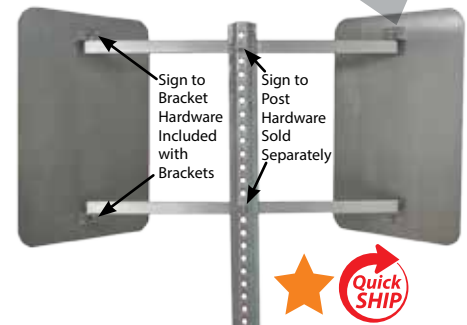
RPOGP5WHEELKIT
Optional Wheel Kit
attaches to Cast Iron
Pedestal Base to make
the base portable and
easy to transport.
Hardware Included.



**Add-On
Brite-Max
Post Reflectors**
for enhanced
safety and
visibility!




**For Maximum
Visibility use
Fluorescent Yellow
Chevrons.**
Call for a quote.



Item #	Description
RPBCAB2	Chevron Adjustable Bracket fits 12" x 18", 18" x 24" and 24" x 30" Chevrons
RPBCAB3	Chevron Adjustable Bracket fits 24"x30" and 30"x36" Chevrons
S1824W18(H)A	18" x 24" Chevron Sign
S2430W18(H)A	24" x 30" Chevron Sign
RPOCG123	12FT • 3LB Galvanized U-Channel Post
RHB51625C	5/16" x 2-1/2" Zinc Carriage Bolt
RHW516NYLON	5/16" Nylon Washer
RHN516VPA	5/16" Breakaway Vandal Proof Nut
BA080(H) (YE)0530BMMV	5" x 30" Yellow High Intensity Brite-Max Multi-View Reflector

Sta-Rite Flexible Sign Posts

- For permanent use within parking lots and garages or where occasional bumping by vehicles can damage traditional signposts causing costly repairs or replacement.
- Premium Flexible Post is constructed of white powder coated aluminum.
- Outer optional, durable plastic, yellow bollard prevents bumper damage to post and simulates a formidable concrete barrier for added conspicuity.
- Asphalt, concrete, or in-ground installation. *(Bases Sold Separately)*
- Unit has a reactive spring assembly that allows the signpost to be bumped by vehicles, rebound, and return upright.
- Complete with two (2) brackets and required bracket hardware.
- Black post black cap is included.
- Supports signs up to: • Aluminum 12" x 18" • HDPE (plastic) up to 18" x 24"



ITEM CODE	Post Height	for Base Style	Bollard
RPOFPSISRB060Q	60"	Quick Release	Includes Bollard
RPOFPSISRB060F	60"	Fixed	
RPOFPSISRB078F	78"	Fixed	
RPOFPSISRB102F	102"	Fixed	
RPOFPSISRN060Q	60"	Quick Release	NO Bollard
RPOFPSISRN060F	60"	Fixed	
RPOFPSISRN078Q	78"	Quick Release	
RPOFPSISRN078F	78"	Fixed	
RPOFPSISRN078D	78"	Drivable	
RPOFPSISRN102F	102"	Fixed	



Flexible Sign Posts

- Standard version of the Sta-Rite Aluminum posts.
- Post is made of white HDPE (hi-density plastic)
- Post black cap is included.
- No sign holes punched in posts. *(Bases Sold Separately)*
- Supports signs up to:
 - Aluminum 12" x 18"
 - HDPE up to 18" x 24"

ITEM CODE	Post Height	Post Color	for Base Style
RPOFPSISPDH060QN	60"	White	Quick Release
RPOFPSISPDH060FN	60"		Fixed
RPOFPSISPDH066QN	66"		Quick Release
RPOFPSISPDH066FN	66"		Fixed
RPOFPSISPDH066DN	66"		Drivable
RPOFPSISPYE060FN	60"	Yellow	Fixed
RPOFPSISPYE060QN	60"		Quick Release
RPOFPSISPOR060FN	60"	Orange	Fixed
RPOFPSISPOR066FN	66"		Fixed

Flexible Sign Post Bases

ITEM CODE	Description
RPOFZISMFBK	Fixed Black Base
RPOFZIQRFBASEBK	Quick Release Black Base
RPOFZIDB218SQ12	Drivable Base
RPOFZIQRPBASE	Quick Release Portable One Base
RHSMSLS12	Anchor Kit includes 4 Lag Screws for attaching base to ground



Drivable Base



Fixed Base



Quick Release Base



Anchor Kit



Portable One Base

PRE-DESIGNED PACKAGES










CLARKSDALE



The Clarksdale Packages are our most cost-effective ornamental packages.

Pre-designed packages save time and money.

NOTE: All Signs come standard with High Intensity Prismatic (HIP) sheeting. All Street Name Signs come standard as a Flat, Double-Faced Sign Blade. Bases, Posts, Brackets and Hardware are powder coated semi-gloss black for an elegant look.

4-Way Intersection Package Options		Standard Ground Mount Package Codes	Special Ground Mount* Package Codes
Post System with Stop Sign & (2) 6" x 30" Blades	 For use on low volume roads with Speed Limits of 25 MPH or less	O10100	O11100
Post System with (2) 6" x 30" Blades		O10200	O11200
Post System with Stop Sign & (2) 9" x 36" Blades	 For use on higher volume, conventional roads with Speed Limits over 25 MPH	O10150	O11150
Post System with (2) 9" x 36" Blades		O10250	O11250
Traffic Sign Package Options		Standard Ground Mount Package Codes	Special Ground Mount* Package Codes
Post System with 30" STOP Sign		O10300	O11300
Post System with 36" YIELD Sign		O10400	O11400
Post System with 30" Warning Sign (Specify MUTCD Sign Code)		O10500	O11500
Post System with 24" x 30" SPEED LIMIT Sign (Specify Speed)		O10650	O11650
Post System with 12" x 18" Parking Sign (Specify Sign Legend)	  	O10700	O11700






*Specify Special Ground Mount


ITEM CODE	Ground Type
RPORZVR1P330RNC	New Concrete
RPORZVR330R	Soft Soil
RPORZVR330RC	Existing Concrete
OPOR3ASMWBK	Surface Mount Welded Plate







PRE-DESIGNED PACKAGE COMPONENTS








CLARKSDALE

 <p>Package Post come in pre-determined 10', 12' or 14' length that ensure the signs meet Federal mounting height requirements.</p> <p>3" Round Fluted Aluminum Post OPOR3AF(XX)125BK</p>  <p>Post Base OPOZBR3SB33BK</p>	Post System	 <p>5.5" Crosspiece OSIZ1CRP990FBK</p>  <p>5.5" Round Post Cap OSIZ1R3P993FBK</p>  <p>12" Crosspiece OSIZ1CRJ412CFBK</p> <p>(Sign brackets include black set screws)</p> <p>12" Round Post Cap OSIZ1R3J412RFBK</p>	Sign Brackets
---	--------------------	--	----------------------

 <p>Round Post Anchor Plate BA080APLATE238 (keeps post from rotating)</p>  <p>Self Tapping Metal Screw RH141HEX (2 screws included in package)</p>	Standard Ground Mount	 <p>RPORZVR1P330RNC New Concrete</p> <p>RPORZVR330R Soft Soil</p> <p>RPORZVR330RC Existing Concrete</p>	 <p>Surface Mount OPOR3ASMWBK Surface Mount Welded Plate</p>	 <p>Closure Cap OPOZFR3CPCLCAP30BK for Traffic Sign Post System (includes black set screws)</p>	Closure Cap
---	------------------------------	---	--	--	--------------------

<p>Sign Blades M2AH(X)D0630SBM42N - 6" x 30" Sign Blades M2AH(X)D0936SBM63N - 9" x 36" Double-Sided White HIP (2 sign blades included in package) Choose Standard Color Scheme (X)</p> <p><input type="checkbox"/> (A) <input type="checkbox"/> (B) <input type="checkbox"/> (C) <input type="checkbox"/> (D) <input type="checkbox"/> (E)</p>	<p>White on Green</p> <p>Black on White</p>	<p>White on Blue</p> <p>White on Black</p>	Sign Blades	 <p>Decorative Top Finial OPOZF1317FBK (includes black set screw)</p>	Decorative Top Finial
---	---	--	--------------------	---	------------------------------

 <p>30" x 30" STOP Sign S3030R11HA HIP Sheeting</p>	 <p>36" x 36" x 36" YIELD Sign S3636R12HA HIP Sheeting</p>	 <p>30" x 30" Warning Sign S3030(XXX)HA HIP Sheeting <i>*Specify Legend</i></p>	 <p>24" x 30" SPEED LIMIT Sign S2430R21(XX)HA HIP Sheeting <i>*Specify Speed</i></p>	 <p>12" x 18" Parking Sign S1218(XXXX)HA HIP Sheeting <i>*Specify Legend</i></p>	Traffic Signs	 <p>U-Bolt Clamps OTSBR3UBCLAMP3BK (Set of 2 included in each package for mounting traffic sign to post)</p>	U-Bolt Clamps
--	--	---	--	---	----------------------	---	----------------------

 <p>30" x 30" Laminate Vinyl Backer OTSBL3030BK</p>	 <p>36" x 36" x 36" Laminate Vinyl Backer OTSBL3636BK</p>	 <p>30" x 30" Laminate Vinyl Backer OTSBL3030BK</p>	 <p>24" x 30" Laminate Vinyl Backer OTSBL2430BK</p>	 <p>12" x 18" Laminate Vinyl Backer OTSBL1218BK</p>	Traffic Sign Backers	<p>RH141HEXSETTER Driver For Self-Tapping Screws</p> <p>Installation Tools SOLD Separately</p>  <p>RHBSKT100 Allen Wrench Tool For Set Screws</p> 
--	---	---	---	--	-----------------------------	--

PRE-DESIGNED PACKAGES










NATCHEZ

The Natchez Packages are the simplistic, sleek and modern version of the Oxford Packages.

Pre-designed packages save time and money.

NOTE: All Signs come standard with High Intensity Prismatic (HIP) sheeting. All Street Name Signs come standard as a Flat, Double-Faced Sign Blade. Bases, Posts, Brackets and Hardware are powder coated semi-gloss black for an elegant look.



4-Way Intersection Package Options		Standard Ground Mount Package Codes	Special Ground Mount* Package Codes
Post System with Stop Sign & (2) 6" x 30" Blades	 For use on low volume roads with Speed Limits of 25 MPH or less	O20100	O21100
Post System with (2) 6" x 30" Blades		O20200	O21200
Post System with Stop Sign & (2) 9" x 36" Blades	 For use on higher volume, conventional roads with Speed Limits over 25 MPH	O20150	O21150
Post System with (2) 9" x 36" Blades		O20250	O21250
Traffic Sign Package Options		Standard Ground Mount Package Codes	Special Ground Mount* Package Codes
Post System with 30" STOP Sign		O20300	O21300
Post System with 36" YIELD Sign		O20400	O21400
Post System with 30" Warning Sign (Specify MUTCD Sign Code)		O20500	O21500
Post System with 24" x 30" SPEED LIMIT Sign (Specify Speed)		O20650	O21650
Post System with 12" x 18" Parking Sign (Specify Sign Legend)	  	O20700	O21700






*Specify Special Ground Mount


ITEM CODE	Ground Type
RPORZVR1P330RNC	New Concrete
RPORZVR330R	Soft Soil
RPORZVR330RC	Existing Concrete
OPOR3SSMWBK	Surface Mount Welded Plate







PRE-DESIGNED PACKAGE COMPONENTS








NATCHEZ

 <p>Package Posts come in pre-determined 10', 12' or 14' lengths that ensure your signs meet the Federal mounting height requirements. Posts are pre-drilled to eliminate field drilling!</p> <p>3" Round Steel Post OPOR35(XX)14BK(P2)</p>	 <p>Post Base - OPOZBR39993BK (includes 2 set screws)</p>	 <p>Cantilever Wing Brackets OSIZ2UNCT800BK - 24" Long (2 brackets and black set screws included in package)</p>
--	---	---

  <p>Round Post Anchor Plate BA080APLATE238 (keeps post from rotating)</p> <p>Self Tapping Metal Screw RH141HEX (2 screws included in package)</p>	 <p>RPORZVR1P330RNC New Concrete</p> <p>RPORZVR330R Soft Soil</p> <p>RPORZVR330RC Existing Concrete</p>	 <p>OPOR35SMWBK Surface Mount Welded Plate</p>	 <p>Pineapple Finial OPOZFR3657MDBK (includes 3 black set screws)</p>
---	---	---	---

<p>Sign Blades M2AH(X)D0630SBM42N - 6" x 30"</p> <p>Sign Blades M2AH(X)D0936SBM63N - 9" x 36"</p> <p>Double-Sided White HIP (2 sign blade sets included in package)</p> <p>Choose Standard Color Scheme (X)</p> <p><input type="checkbox"/> (A) White on Green</p> <p><input type="checkbox"/> (B) White on Blue</p> <p><input type="checkbox"/> (C) White on Brown</p> <p><input type="checkbox"/> (D) Black on White</p> <p><input type="checkbox"/> (E) White on Black</p>	 <p>Hardware Set OZHRH03 (Set of 4 for mounting 2 sign brackets to post)</p>
--	---

 <p>30" x 30" STOP Sign S3030R11HA HIP Sheeting</p>  <p>36" x 36" x 36" YIELD Sign S3636R12HA HIP Sheeting</p>  <p>30" x 30" Warning Sign S3030(XXX)HA HIP Sheeting <i>*Specify Legend</i></p>  <p>24" x 30" SPEED LIMIT Sign S2430R21(XX)HA HIP Sheeting <i>*Specify Speed</i></p>  <p>12" x 18" Parking Sign S1218(XXXX)HA HIP Sheeting <i>*Specify Legend</i></p>	 <p>U-Bolt Clamps OTSBR3UBCLAMP3BK (Set of 2 included in each package for mounting traffic sign to post)</p>
--	--

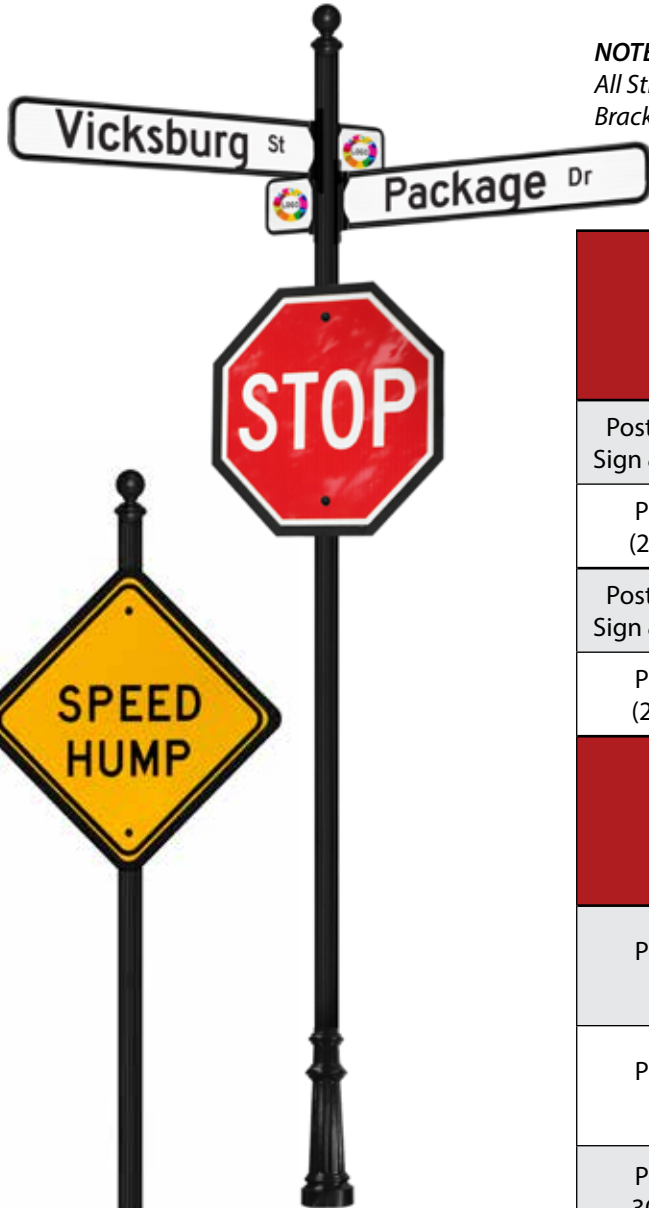
 <p>30" x 30" Laminate Vinyl Backer OTSBL3030BK</p>  <p>36" x 36" x 36" Laminate Vinyl Backer OTSBL3636BK</p>  <p>30" x 30" Laminate Vinyl Backer OTSBL3030BK</p>  <p>24" x 30" Laminate Vinyl Backer OTSBL2430BK</p>  <p>12" x 18" Laminate Vinyl Backer OTSBL1218BK</p>	 <p>RH141HEXSETTER Driver For Self-Tapping Screws</p> <p>Installation Tools <i>SOLD Separately</i></p>  <p>RHBSKT100 Allen Wrench Tool For Set Screws</p>
---	--










VICKSBURG

The Vicksburg Packages provide a unique and stark contrast to the other package design options.

Pre-designed packages save time and money.

NOTE: All Signs come standard with High Intensity Prismatic (HIP) sheeting. All Street Name Signs come standard as a Flat, Double-Faced Sign Blade. Bases, Posts, Brackets and Hardware are powder coated semi-gloss black for an elegant look.



4-Way Intersection Package Options		Standard Ground Mount Package Codes	Special Ground Mount* Package Codes
Post System with Stop Sign & (2) 6" x 36" Blades	 For use on low volume roads with Speed Limits of 25 MPH or less	030100	031100
Post System with (2) 6" x 36" Blades		030200	031200
Post System with Stop Sign & (2) 9" x 36" Blades	 For use on higher volume, conventional roads with Speed Limits over 25 MPH	030150	031150
Post System with (2) 9" x 36" Blades		030250	031250
Traffic Sign Package Options		Standard Ground Mount Package Codes	Special Ground Mount* Package Codes
Post System with 30" STOP Sign		030300	031300
Post System with 36" YIELD Sign		030400	031400
Post System with 30" Warning Sign (Specify MUTCD Sign Code)		030500	031500
Post System with 24" x 30" SPEED LIMIT Sign (Specify Speed)		030650	031650
Post System with 12" x 18" Parking Sign (Specify Sign Legend)	  	030700	031700

*Specify Special Ground Mount

ITEM CODE	Ground Type
RPORZVR1P330RNC	New Concrete
RPORZVR330R	Soft Soil
RPORZVR330RC	Existing Concrete
OPOR3ASMWBK	Surface Mount Welded Plate

PRE-DESIGNED PACKAGE COMPONENTS

VICKSBURG



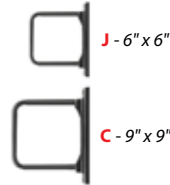
3" Round Fluted
Aluminum Post
OPOR3AF(XX)125BK(P3)

Package Posts come in pre-determined 10', 12' or 14' lengths that ensure your signs meet the Federal mounting height requirements. Posts are pre-drilled to eliminate field drilling!

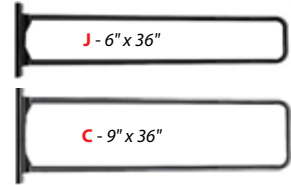


Post Base
OPOZBR35B33BK

Post System



Logo Trim Bracket
OSIZ3UN(J/C)TRIMLOGOBK
(2 brackets included in package)



Sign Trim Bracket
OSIZ3UN(J/C)TRIM36BK
(2 brackets included in package)

Sign Brackets



Round Post
Anchor Plate
BA080APLATE238
(keeps post from rotating)



Self Tapping
Metal Screw
RH141HEX
(2 screws included in package)

Standard
Ground Mount



RPORZVR1P330RNC
New Concrete
RPORZVR330R
Soft Soil
RPORZVR330RC
Existing Concrete

Breakaway
Mount



OPOR3ASMWBK
Surface Mount
Welded Plate

Surface
Mount



Ball Finial
OPOZFR3FINB3BK
(includes 3 black set screws)

Finial

Sign Blades **M2AH(X)D(0636)SBM42N** - 6" x 36" | Sign Blades **M2AH(X)D(0936)TBM63N** - 9" x 36"
Sign Logo Blades **OSI3(J/C)LOGOHWH** - (J) 6" x 6" | (C) 9" x 9"

Double-Sided | White High Intensity Sheeting
(2 sign blades & 2 logo plaques included in package)

Choose Standard Color Scheme (X)



White on Green



White on Brown



Black on White



White on Black

Sign Blades



Hardware Set **OZHRH03L3**
(Set of 4 for mounting
2 sign brackets to post)

Hardware Set



30" x 30"
STOP Sign
S3030R11HA
HIP Sheeting



36" x 36" x 36"
YIELD Sign
S3636R12HA
HIP Sheeting



30" x 30"
Warning Sign
S3030(XXX)HA
HIP Sheeting
**Specify Legend*



24" x 30"
SPEED LIMIT Sign
S2430R21(XX)HA
HIP Sheeting
**Specify Speed*




12" x 18"
Parking Sign
S1218(XXXX)HA
HIP Sheeting
**Specify Legend*

Traffic Signs




U-Bolt Clamps
OTSBR3UBCLAMP3BK
(Set of 2 included in each
package for mounting
traffic sign to post)


U-Bolt Clamps



33" x 33"
Aluminum Plate
OTSBP30300BK



39" x 39" x 39"
Aluminum Plate
OTSBP3636TBK



33" x 33"
Aluminum Plate
OTSBP3030DBK



27" x 33"
Aluminum Plate
OTSBP2430BK



15" x 21"
Aluminum Plate
OTSBP1218BK

Traffic Sign Backers




RH141HEXSETTER
Driver For Self-Tapping Screws

Installation Tools
SOLD Separately

RHBSSKT100
Allen Wrench Tool
For Set Screws












OXFORD



The Oxford Packages are based on our original and most popular ornamental system.

Pre-designed packages save time and money.





NOTE: All Signs come standard with High Intensity Prismatic (HIP) sheeting. All Street Name Signs come standard as a Flat, Double-Faced Sign Blade. Bases, Posts, Brackets and Hardware are powder coated semi-gloss black for an elegant look.






4-Way Intersection Package Options		Standard Ground Mount Package Codes	Special Ground Mount* Package Codes
Post System with Stop Sign & (2) 30" Blades	 For use on low volume roads with Speed Limits of 25 MPH or less	O40100	O41100
Post System with (2) 30" Blades		O40200	O41200
Post System with Stop Sign & (2) 36" Blades	 For use on higher volume, conventional roads with Speed Limits over 25 MPH	O40150	O41150
Post System with (2) 36" Blades		O40250	O41250
Traffic Sign Package Options		Standard Ground Mount Package Codes	Special Ground Mount* Package Codes
Post System with 30" STOP Sign		O40300	O41300
Post System with 36" YIELD Sign		O40400	O41400
Post System with 30" Warning Sign <i>(Specify MUTCD Sign Code)</i>		O40500	O41500
Post System with 24" x 30" SPEED LIMIT Sign <i>(Specify Speed)</i>		O40650	O41650
Post System with 12" x 18" Parking Sign <i>(Specify Sign Legend)</i>	  	O40700	O41700







*Specify Special Ground Mount







ITEM CODE	Ground Type
RPORZVR1P330RNC	New Concrete
RPORZVR330R	Soft Soil
RPORZVR330RC	Existing Concrete
OPOR3SSMWBK	Surface Mount Welded Plate







OXFORD

 <p>Package Posts come in pre-determined 10', 12' or 14' lengths that ensure your signs meet the Federal mounting height requirements. Posts are pre-drilled to eliminate field drilling!</p> <p>3" Round Steel Post OPOR35(XX)14BK</p>	 <p>Post Base - OPOZBR39993BK (includes 2 set screws)</p>	 <p>Dogwood Sign Arm Brackets OSIZ4UN(J/C)DOGWDLDBK J - 30" C - 36" (2 brackets included in package)</p>	 <p>Black Torx Head Screws OZHRHBT140 (included with sign arm brackets for mounting 2 bent lip design street name signs to sign arm brackets)</p>
---	---	---	---

 <p>Round Post Anchor Plate BA080APLATE238 (keeps post from rotating)</p>	 <p>Self Tapping Metal Screw RH141HEX (2 screws included in package)</p>	 <p>RPORZVR1P330RNC New Concrete RPORZVR330R Soft Soil RPORZVR330RC Existing Concrete</p>	 <p>OPOR35SMWBK Surface Mount Welded Plate</p>	 <p>Spear Finial OPOZFR39516MDBK (includes 3 black set screws)</p>
---	--	---	---	--

<p>Double-Sided Sign Blades OSI41001(J/C)HWH J - 30" x 11" C - 36" x 13.5" White High Intensity Sheeting (2 sign blades included in package) Choose Standard Color Scheme (X)</p>	<input type="checkbox"/> (A) 	<input type="checkbox"/> (B) 	 <p>Hardware Set OZHRH03 (Set of 4 for mounting 2 sign brackets to post)</p>
<input type="checkbox"/> (C) 	<input type="checkbox"/> (D) 	<input type="checkbox"/> (E) 	

 <p>30" x 30" STOP Sign S3030R11HA HIP Sheeting</p>	 <p>36" x 36" x 36" YIELD Sign S3636R12HA HIP Sheeting</p>	 <p>30" x 30" Warning Sign S3030(XXX)HA HIP Sheeting *Specify Legend</p>	 <p>24" x 30" SPEED LIMIT Sign S2430R21(XX)HA HIP Sheeting *Specify Speed</p>	 <p>12" x 18" Parking Sign S1218(XXXX)HA HIP Sheeting *Specify Legend</p>	 <p>U-Bolt Clamps OTSBR3UBCLAMP3BK (Set of 2 included in each package for mounting traffic sign to post)</p>
--	--	--	---	--	--

 <p>30" x 30" Steel Frame OTSBF30300BK</p>	 <p>36" x 36" x 36" Steel Frame OTSBF3636TBK</p>	 <p>30" x 30" Steel Frame OTSBF3030DBK</p>	 <p>24" x 30" Steel Frame OTSBF2430BK</p>	 <p>12" x 18" Steel Frame OTSBF1218BK</p>	 <p>RH141HEXSETTER Driver For Self-Tapping Screws Installation Tools SOLD Separately RHBSSKT100 Allen Wrench Tool For Set Screws RHBTHB14 Torx Head Screw Bit Extension RHBTHB3</p>
--	--	--	---	---	---

EASY ORDER CHECKLIST

THE CLARKSDALE STREET NAME SYSTEM

STEP 1

Choose 3" OD Post Style:



☐ Smooth Finish Steel Post



☐ Fluted Finish Aluminum Post

STEP 5

Choose Post Closure Cap:

QTY: _____ Closure Cap

☐ NONE



OPOZFR3CPCLCAP30BK
for 3" Round Post

Use Closure Caps on Post Systems with Traffic signs only. Closure Caps are NOT needed when a street name sign bracket from Step 6 is used with a street name sign.

STEP 2

Choose Post Lengths & Qtys:

QTY: _____ 10' QTY: _____ 12' QTY: _____ 14'

MUTCD Guidance: When not using a breakaway anchor, posts should be embedded in concrete and buried 2ft in the ground. Proper Mounting height is 7ft from the bottom of sign to the road surface.

STEP 3

Choose Breakaway Systems & Qtys:

QTY: _____ Non-Breakaway Surface Mount Welded Plate

QTY: _____ V-Loc: Soft Soil

QTY: _____ V-Loc: Existing Concrete

QTY: _____ V-Loc: New Concrete

QTY: _____ Non-Breakaway Anchor Plate ☐ None

STEP 4

Choose Base Style for ALL Posts:

☐ 9993- 27" ☐ SB-33- 24" ☐ 8397- 8.5" ☐ None

NOTE: Posts must be ordered separately.



◆ **8397: 8½" Tall Base:**
Attach directly to a 3" round post with 3 set screws, included.



OPOZBR38397ABK

◆ **9993: 27" Tall Aluminum Base**
Easy to install. This base clamshells around new or existing poles and lock together using steel fasteners. Tightens to the post with 2 set screws, included.



◆ **SB-33: 24" Tall Aluminum Base**
Easy to install. This base clamshells around new or existing poles and lock together using steel fasteners.

OPOZBR39993BK OPOZBR3SB33BK

STEP 6

Choose Sign Blades & Bracket Qtys:



QTY: _____ 30" Sign Blades

◆ For use on low volume roads with Speed Limits 25 MPH or less

◆ 4" Letter Height *minimum*

5½" Premium Brackets

◆ For use with 30" Blades



QTY: _____
OSIZ1R3P993FBK
3" OD Round Post Cap



QTY: _____
OSIZ1CRP990FBK
Crosspiece

Sizes follow the guidelines in the MUTCD (Manual on Uniform Traffic Control Devices), the national standard used for all roads, including private roads open to public travel.



QTY: _____ 36" Sign Blades

◆ For use on higher volume, conventional roads with Speed Limits over 25 MPH

◆ 6" Letter Height *minimum*

12" Jumbo Brackets

◆ For use with 36" Blades



QTY: _____
OSIZ1R3J412RFBK
3" OD Round Post Cap



QTY: _____
OSIZ1CRJ412CFBK
Crosspiece

12" Jumbo Brackets support the 36" sign blades created for the implementation of 6" copy on street name signs.

EASY ORDER CHECKLIST

The Clarksdale Street Name System is our most cost effective ornamental system.
Utilize our tried and true modular components including 3" posts, post bases,
post top brackets and finials to create a strong and reliable system.
Powder coated semi-gloss black for an elegant look.

NOTE: All Signs come standard with High Intensity Prismatic (HIP) sheeting and as a Flat, Double-Faced Sign Blade, unless otherwise requested. **Please send this form, along with a typed list of street name signs desired when ordering.**
Example: 30" Sign Blades: Qty (2) Main St, Qty (4) Henderson Ct --- 36" Sign Blades: Qty (1) Clarksdale Rd, Qty (3) Custom Ave



Choose Sign Style:

Standard ☐


Standard Dr

Add 317F Top Finial
to Standard Sign QTY: _____

OPOZF1317FBK



Deluxe (Routed Sign)



Choose Sign Color Scheme:

- ☐ White on Green
- ☐ White on Blue
- ☐ White on Brown
- ☐ Black on White
- ☐ White on Black
- ☐ Other/Custom _____

Custom Dr

Custom Dr

Custom Dr

Custom Dr

Custom Dr

MUTCD Guidance: Acceptable alternative background colors to Green are Blue, Brown or White. The legend shall be White, except for Black on White signs. Custom colors require adequate contrast.



Choose Sign Border Style:

- ☐ NONE
- ☐ Edge - Should use on dark backgrounds
- ☐ Inset - Should use on white backgrounds

MUTCD Guidance: Borders are optional, but if used, must be the same color as the letters.



Choose Font/Prefix/Suffix:

Letter Font

☐ Highway Gothic

☐ Custom Font _____

Prefix: ☐ Full Size ☐ Half Size

Suffix: ☐ Half Size ☐ Full Size

Standard

MUTCD Guidance: Street Name Signs shall be composed of a combination of upper and lower case letters.

MUTCD Guidance: Prefix/Suffix Height may be smaller than the height of the primary copy and may be abbreviated. No punctuation is to be used.



Choose Sign Hole Punch:

- ☐ NONE
- ☐ Vandal Resistant VPA12 Bolt thru



Choose Traffic Signs & Qtys:

QTY: _____ 30" STOP QTY: _____ 36" Yield

QTY: _____ 30" Warning _____

QTY: _____ Other _____ ☐ NONE



Choose Traffic Sign Backer Style:

- ☐ NONE
- ☐ Plate
- ☐ Frame
- ☐ Laminate



Choose Traffic Sign Hardware:

- ☐ U-Bolt Clamp
- ☐ NONE



(Set of 2) for 3" O.D. Post
OTSBR3UBCLAMP3BK

EASY ORDER CHECKLIST

THE NATCHEZ STREET NAME SYSTEM

STEP
1

Choose a 3" OD Post Style



☐ Smooth
Finish
Steel
Post



☐ Fluted
Finish
Aluminum
Post

STEP
2

Choose Post Lengths & Qtys:

QTY: 10' QTY: 12' QTY: 14'

MUTCD Guidance: When not using a breakaway anchor, posts should be embedded in concrete and buried 2ft in the ground. Proper Mounting height is 7ft foot from the bottom of sign to the road surface.

STEP
3

Choose Breakaway Systems & Qtys:

QTY: Non-Breakaway Surface Mount Welded Plate
QTY: V-Loc: Soft Soil
QTY: V-Loc: Existing Concrete
QTY: V-Loc: New Concrete
QTY: Non-Breakaway Anchor Plate ☐ None

STEP
4

Choose Base Style for ALL Posts:

☐ 9993- 27" ☐ SB-33- 24" ☐ 8397- 8.5" ☐ None

NOTE: Posts must be ordered separately.



◆ 8397: 8½" Tall Base:
Attach directly to a 3"
round post with 3 set
screws, included. OPOZBR38397ABK



◆ 9993: 27" Tall Aluminum Base
Easy to install. This base clam-
shells around new or existing
poles and lock together using
steel fasteners. Tightens to the
post with 2 set screws, included.

◆ SB-33: 24" Tall Aluminum Base
Easy to install. This base
clam-shells around new or
existing poles and lock together
using steel fasteners.

OPOZBR39993BK OPOZBR3SB33BK

STEP
5

Choose Style for ALL Post Top Finals:



☐ Pineapple



☐ Spear



☐ Ball

OPOZFR3657MDBK

OPOZFR39516MDBK

OPOZFR3FINB3BK

◆ 3 black set screws to attach to the post are included.
The allen wrench to tighten set screws is NOT included.

STEP
6

Choose a Sign Blade Size:

QTY: 30" Sign Blades QTY: 36" Sign Blades

◆ For use on
low volume
roads with
Speed Limits
25 MPH or less



◆ 4" Letter Height
minimum

◆ Use with Sign Arm or
#800 Cantilever
Wing Brackets

◆ For use on
higher volume,
conventional
roads with
Speed Limits over 25 MPH



◆ 6" Letter Height
minimum

◆ Use with Sign Arm or
#800 Cantilever
Wing Brackets

Sizes follow the guidelines in the MUTCD (Manual on Uniform Traffic Control Devices), the national standard used for all roads, including private roads open to public travel.

STEP
7

Choose a Sign Bracket:

☐ #800
Cantilever
Wing



OSIZ2UNCT800BK
24" Long

☐ Sign Arm



OSIZ2UNSA

NOTE: A bent lip sign style is required for use with a Sign Arm Bracket. A no lip sign style is required for use with Cantilever Wing Bracket.

EASY ORDER CHECKLIST

The Natchez Street Name System is the simplistic, sleek and modern version of our original Oxford System. Utilize our modular components including 3" posts, post bases, sleek sign arm brackets or metro wing brackets and finials to create your own modern system. Powder coated semi-gloss black for an elegant look.

NOTE: All Signs come standard with High Intensity Prismatic (HIP) sheeting and as a Flat, Double-Faced Sign Blade, unless otherwise requested. **Please send this form, along with a typed list of street name signs desired when ordering.**
Example: 30" Sign Blades: Qty (2) Main St, Qty (4) Henderson Ct --- **36" Sign Blades:** Qty (1) Clarksdale Rd, Qty (3) Custom Ave

STEP 8

Choose a Sign Style:

Standard ☐

Standard Dr

- ☐ bent lip
☐ no lip

Deluxe (Routed Sign)



STEP 9

Choose Sign Color Scheme:

- ☐ White on Green
☐ White on Blue
☐ White on Brown
☐ Black on White
☐ White on Black
☐ Other/Custom



MUTCD Guidance: Acceptable alternative background colors to Green are Blue, Brown or White. The legend shall be White, except for Black on White signs. Custom colors require adequate contrast.

STEP 10

Choose Configuration:

☐ Offset

☐ Offset/Inverted



STEP 11

Choose Sign Border Style:

☐ NONE

☐ Edge - Use on dark backgrounds

☐ Inset - Use on white backgrounds

MUTCD Guidance: Borders are optional, but if used, must be the same color as the letters.

STEP 12

Choose Font/Prefix/Suffix:

Letter Font

☐ Highway Gothic

☐ Custom Font

MUTCD Guidance: Street Name Signs shall be composed of a combination of upper and lower case letters.

Prefix: ☐ Full Size ☐ Half Size

Suffix: ☐ Half Size ☐ Full Size

Standard

MUTCD Guidance: Prefix/Suffix Height may be smaller than the height of the primary copy and may be abbreviated. No punctuation is to be used.

STEP 13

Choose Traffic Signs & Qtys:

QTY: ___ 30" STOP QTY: ___ 36" Yield

QTY: ___ 30" Warning

QTY: ___ Other ☐ NONE



STEP 14

Choose Traffic Sign Backer Style:

☐ NONE

☐ Frame

☐ Plate

☐ Laminate



STEP 15

Choose Traffic Sign Hardware:

☐ U-Bolt Clamp

☐ NONE



(Set of 2) for 3" O.D. Post
 OTSBZR3UBCLAMP3BK

EASY ORDER CHECKLIST

THE VICKSBURG STREET NAME SYSTEM

STEP 1

Choose a 3" OD Post Style



☐ Smooth Finish Steel Post



☐ Fluted Finish Aluminum Post

STEP 2

Choose Post Lengths & Qtys:

QTY: 10' QTY: 12' QTY: 14'

MUTCD Guidance: When not using a breakaway anchor, posts should be embedded in concrete and buried 2ft in the ground. Proper Mounting height is 7ft foot from the bottom of sign to the road surface.

STEP 3

Choose Breakaway Systems & Qtys:

QTY: Non-Breakaway Surface Mount Welded Plate
 QTY: V-Loc: Soft Soil
 QTY: V-Loc: Existing Concrete
 QTY: V-Loc: New Concrete
 QTY: Non-Breakaway Anchor Plate ☐ None

STEP 4

Choose Base Style for ALL Posts:

☐ 9993- 27" ☐ SB-33- 24" ☐ 8397- 8.5" ☐ None

NOTE: Posts *must* be ordered separately.



OPOZBR39993BK



OPOZBR3SB33BK

- ◆ **8397: 8 1/2" Tall Base:**
Attach directly to a 3" round post with 3 set screws, included. OPOZBR38397ABK
- ◆ **9993: 27" Tall Aluminum Base**
Easy to install. This base clamshells around new or existing poles and lock together using steel fasteners. Tightens to the post with 2 set screws, included.
- ◆ **SB-33: 24" Tall Aluminum Base**
Easy to install. This base clamshells around new or existing poles and lock together using steel fasteners.



STEP 5

Choose Style for ALL Post Top Finals:



☐ Pineapple
OPOZFR3657MDBK



☐ Spear
OPOZFR39516MDBK



☐ Ball
OPOZFR3FINB3BK

- ◆ 3 black set screws to attach to the post are included.
The allen wrench to tighten set screws is NOT included.

STEP 6

Choose a Deluxe Logo Panel:

Logo Panel with Decorative Trim Bracket

☐ 6" x 6" ☐ 9" x 9" ☐ NONE

QTY:

QTY:



- ◆ Decorative Logo Trims hold double sided .080" aluminum flat logo signs without borders.

STEP 7

Choose Sign Color Scheme:

- ☐ White on Green
- ☐ White on Blue
- ☐ White on Brown
- ☐ Black on White
- ☐ White on Black
- ☐ Other/Custom

Custom Dr

Custom Dr

Custom Dr

Custom Dr

Custom Dr

MUTCD Guidance: Acceptable alternative background colors to Green are Blue, Brown or White. The legend shall be White, except for Black on White signs. Custom colors require adequate contrast.

EASY ORDER CHECKLIST

The Vicksburg Street Name System provides a unique and stark contrast to the other design options. This system utilizes modular components including 3" posts, post bases, wing mounted street name signs and logo panels mounted within decorative trim brackets. Powder coated semi-gloss black for an elegant look.

NOTE: All Signs come standard with High Intensity Prismatic (HIP) sheeting and as a Flat, Double-Faced Sign Blade, unless otherwise requested. **Please send this form, along with a typed list of street name signs desired when ordering.**
Example: 30" Sign Blades: Qty (2) Main St, Qty (4) Henderson Ct --- **36" Sign Blades:** Qty (1) Clarksdale Rd, Qty (3) Custom Ave



Choose Sign Blade/Bracket Size:

Sizes follow the guidelines in the MUTCD (Manual on Uniform Traffic Control Devices), the national standard used for all roads, including private roads open to public travel.



QTY: ____ 6" x 36" Sign Blade with Decorative Trim Bracket

- ◆ For use on low volume roads with Speed Limits 25 MPH or less
- ◆ 4" Letter Height *minimum*
- ◆ Accommodates longer street names than other custom street name systems



OSIZ3UNJTRIM36BK



QTY: ____ 9" x 36" Sign Blade with Decorative Trim Bracket

- ◆ For use on higher volume, conventional roads with Speed Limits over 25 MPH
- ◆ 6" Letter Height *minimum*



OSIZ3UNCNTRIM36BK



QTY: ____ 9" x 42" Sign Blade

- ◆ For use on higher volume, conventional roads with Speed Limits over 25 MPH
- ◆ 6" Letter Height *minimum*
- ◆ Accommodates longer street names



OSIZ3UNCNTRIM42BK



Choose Font/Prefix/Suffix:

Letter Font

☐ Highway Gothic

☐ Custom Font _____

Prefix: ☐ Full Size ☐ Half Size

Suffix: ☐ Half Size ☐ Full Size

Standard

MUTCD Guidance: Prefix/Suffix Height may be smaller than the height of the primary copy and may be abbreviated. No punctuation is to be used.

MUTCD Guidance: Street Name Signs shall be composed of a combination of upper and lower case letters.



Choose Traffic Signs & Qtys:

QTY: ____ 30" STOP QTY: ____ 36" Yield

QTY: ____ 30" Warning _____

QTY: ____ Other _____ ☐ NONE



Choose Traffic Sign Backer Style:

☐ NONE

☐ Frame

☐ Plate

☐ Laminate



Choose Traffic Sign Hardware:

☐ U-Bolt Clamp

☐ NONE



(Set of 2) for 3" O.D. Post

OTS5BZR3UBCLAMP3BK

EASY ORDER CHECKLIST

THE OXFORD STREET NAME SYSTEM

STEP
1

Choose a 3" OD Post Style



☐ Smooth
Finish
Steel
Post



☐ Fluted
Finish
Aluminum
Post

STEP
2

Choose Post Lengths & Qty's:

QTY: ___ 10' QTY: ___ 12' QTY: ___ 14'

MUTCD Guidance: When not using a breakaway anchor, posts should be embedded in concrete and buried 2ft in the ground. Proper Mounting height is 7ft foot from the bottom of sign to the road surface.

STEP
3

Choose Breakaway Systems & Qty's:

QTY: ___ Non-Breakaway Surface Mount Welded Plate
QTY: ___ V-Loc: Soft Soil
QTY: ___ V-Loc: Existing Concrete
QTY: ___ V-Loc: New Concrete
QTY: ___ Non-Breakaway Anchor Plate ☐ None

STEP
4

Choose Base Style for ALL Posts:

☐ 9993- 27" ☐ SB-33- 24" ☐ 8397- 8.5" ☐ None

NOTE: Posts *must* be ordered separately.



OPOZBR39993BK OPOZBR3SB33BK



- ◆ **8397: 8½" Tall Base:**
Attach directly to a 3" round post with 3 set screws, included. OPOZBR38397ABK
- ◆ **9993: 27" Tall Aluminum Base**
Easy to install. This base clamshells around new or existing poles and lock together using steel fasteners. Tightens to the post with 2 set screws, included.
- ◆ **SB-33: 24" Tall Aluminum Base**
Easy to install. This base clamshells around new or existing poles and lock together using steel fasteners.



STEP
5

Choose Style for ALL Post Top Finals:



☐ Pineapple



☐ Spear



☐ Ball

OPOZFR3657MDBK

OPOZFR39516MDBK

OPOZFR3FINB3BK

- ◆ 3 black set screws to attach to the post are included.
The allen wrench to tighten set screws is NOT included.

STEP
6

Choose a Sign Blade Size:

QTY: ___ 30" Sign Blades QTY: ___ 36" Sign Blades

- ◆ For use on low volume roads with Speed Limits 25 MPH or less



- ◆ 4" Letter Height minimum

- ◆ Use with Dogwood -or- Scroll Ornamental Bracket

- ◆ For use on higher volume, conventional roads with Speed Limits over 25 MPH



- ◆ 6" Letter Height minimum

- ◆ Use with Dogwood -or- Scroll Ornamental Bracket

Sizes follow the guidelines in the MUTCD (Manual on Uniform Traffic Control Devices), the national standard used for all roads, including private roads open to public travel.

STEP
7

Choose a Sign Bracket:

☐ Dogwood

☐ Scroll



EASY ORDER CHECKLIST

The Oxford Street Name System is our original and most popular ornamental system. Utilize modular components including 3" posts, post bases, ornate welded cantilever wing brackets and finials to create a classic design. Powder coated semi-gloss black for an elegant look.

NOTE: All Signs come standard with High Intensity Prismatic (HIP) sheeting and as a Flat, Double-Faced Sign Blade, unless otherwise requested. **Please send this form, along with a typed list of street name signs desired when ordering.**
Example: 30" Sign Blades: Qty (2) Main St, Qty (4) Henderson Ct --- **36" Sign Blades:** Qty (1) Clarksdale Rd, Qty (3) Custom Ave



Choose a Sign Style:

Standard ☐

Standard Dr

Deluxe (Routed Sign)



Choose Sign Color Scheme:

- ☐ White on Green
- ☐ White on Blue
- ☐ White on Brown
- ☐ Black on White
- ☐ White on Black
- ☐ Other/Custom _____

Custom Dr

Custom Dr

Custom Dr

Custom Dr

Custom Dr

MUTCD Guidance: Acceptable alternative background colors to Green are Blue, Brown or White. The legend shall be White, except for Black on White signs. Custom colors require adequate contrast.



Choose Configuration:

☐ Offset

☐ Offset/Inverted



Choose Sign Border Style:

☐ NONE

☐ Edge - Use on dark backgrounds

☐ Inset - Use on white backgrounds

MUTCD Guidance: Borders are optional, but if used, must be the same color as the letters.



Choose Font/Prefix/Suffix:

Letter Font

☐ Highway Gothic

☐ Custom Font _____

MUTCD Guidance: Street Name Signs shall be composed of a combination of upper and lower case letters.

Prefix: ☐ Full Size ☐ Half Size

Suffix: ☐ Half Size ☐ Full Size

Standard

MUTCD Guidance: Prefix/Suffix Height may be smaller than the height of the primary copy and may be abbreviated. No punctuation is to be used.



Choose Traffic Signs & Qtys:

QTY: _____ 30" STOP QTY: _____ 36" Yield

QTY: _____ 30" Warning _____

QTY: _____ Other _____ ☐ NONE



Choose Traffic Sign Backer Style:

☐ NONE

☐ Frame

☐ Plate

☐ Laminate



Choose Traffic Sign Hardware:

☐ U-Bolt Clamp

☐ NONE



(Set of 2) for 3" O.D. Post
 OTSBZR3UBCLAMP3BK

Smooth -or- Fluted Round Posts

3" Round Fluted or Smooth			
(X) (F) = Fluted (S) = Smooth Aluminum Post (XX) No Holes (P0) or 8 Holes* = (P) (P2) (P3)			
ITEM CODE	Length	Wall Thickness	
OPOR3A(X)10125BK(XX)	10' (120")	.125"	
OPOR3A(X)12125BK(XX)	12' (144")	.125"	
OPOR3A(X)14125BK(XX)	14' (168")	.125"	
4" Round Fluted or Smooth			
ITEM CODE	Length	Wall Thickness	
OPOR4A(X)10125BK(XX)	10' (120")	.125"	
OPOR4A(X)12125BK(XX)	12' (144")	.125"	
OPOR4A(X)14125BK(XX)	14' (168")	.125"	



3" Round Smooth			
(XX) No Holes (P0) or 8 Holes* = (P) (P2) (P3)			
ITEM CODE	Length	Gauge	
OPOR3S1014BK(XX)	10' (120")	14 Gauge	
OPOR3S1214BK(XX)	12' (144")	14 Gauge	
OPOR3S1414BK(XX)	14' (168")	14 Gauge	
4" Round Smooth			
ITEM CODE	Length	Gauge	
OPOR4S1011BK(XX)	10' (120")	11 Gauge	
OPOR4S1211BK(XX)	12' (144")	11 Gauge	
OPOR4S1411BK(XX)	14' (168")	11 Gauge	

NOTE: POSTS TALLER THAN 8' MUST SHIP TRUCK LINE. *Call Customer Service for sign bracket pre-punched hole compatibility information.

Super-Lok Premium Brackets

Brackets & Clamps

5 1/2" slot includes hardware for sign blades.



OSIZ1CRP990(F/X)BK
Crosspiece



OSIZ1CRP457(F/X)BK
45° Universal



OSIZ1R3P993(F/X)BK
Post Cap for 3" Round Post



(Set of 2) U-Bolt Clamps
OTSBR3UBCLAMP3BK
for 3" Round Post
OTSBR4UBCLAMP4BK
for 4" Round Post

12" Jumbo Brackets

Bracket Hardware • Tools



OSIZ1CRJ412C(F/X)BK
Crosspiece



OSIZ1R3J412R(F/X)BK
Post Cap
for 3" Round Post



Black Stainless Steel Set Screw
OZHRHBSSK56BLACK - single
OZHRHBSSK56BLACKPK - 3 pack



RHBSSKT100
Allen Wrench Tool
For Set Screws



RHBSSKF100
Allen Wrench Tool
For Set Screws

Wing Brackets



Bell Wing Bracket
OSIZ2UNPCTBW12BK - 12" Long
(Requires single strap)
OSIZ2UNPCTBW18BK - 18" Long
OSIZ2UNPCTBW24BK - 24" Long
Sign attaches with 5/16" bolts.
Hardware NOT Included.



Wing Bracket
OSIZ2UNPCT4BK
4.5" x 2.5"



OSIZ2UNCT836BK
36" Long



OSIZ2UNCT830BK
30" Long



OSIZ2UNCT800BK
24" Long



OSIZ2UNCT8BK
14.4" Long

(Cantilever Wing Brackets shown require a "P2" post hole punch pattern)

Round Post Anchors

Round Post Anchor Plate



- Flush mount helps prevent vehicle rollovers.
- NCHRP 350 APPROVED allows product to breakaway when hit.
- Guaranteed re-usability saves time and money for customer.
- Stabilizer Bar & Bolt for anti-twist and turning.
- Yield and release method allocates time for post to pop up, allows drivers to drive thru.

NOTE: V-loc soil mounts do not require concrete, saving time on the job-site.



Breakaway System V-Loc Kits

ITEM CODE	Ground Type
RPORZVR1P330RNC	New Concrete
RPORZVR330R	Soft Soil
RPORZVR330RC	Existing Concrete

Surface Mount Welded Plate
OPOR(3/4)ASMWBK - for 3" or 4"
Round Aluminum Smooth or Fluted Posts
OPOR(3/4)SSMWBK - for 3" or 4"
Round Steel Smooth Posts



Solve your round post anchoring problem with these anchor plates designed to keep post from turning and reducing the need for concrete.



BA080APLATE238
Fits 2 3/8" - 3"
Diameter Posts
7.75" X 6.0"
0.3 Lbs Net Wt.

RH141HEXSETTER
Driver For Screws



RH141HEX
Self Tapping Metal Screw
(2 Required)

Round Post Caps & Finials



Bracket Sign Top Adapter
OSIZ1RADAPTER34
Adapts 4" Post to 3" Cap

More Finial Styles Available,
Call for Details



Closure Cap
OPOZFR3CPLCAP30BK
for 3" Round Post



Spear
OPOZFR39516MDBK
for 3" Round Post



Pineapple
OPOZFR3657MDBK
for 3" Round Post



Ball FINB3
OPOZFR3FINB3BK
for 3" Round Post



Bracket Sign Top Adapter Cap
OSIZ1RADAPTER
Adapts 3" Post to 2-3/8" Cap



Ball FINR
OPOZFR3FINR3BK
for 3" Round Post



Acorn FINA4
OPOZFR4FINA4BK
for 4" Round Post



Decorative Top Finial
OPOZF1317(F/X)BK

3" Round Post Bases



8397 Base - 8.5" H
OPOZBR38397ABK
for 3" Round Post



SB-23 - 4" H
OPOZBR3SB23BK
for 3" Round Post



2PC3 - 24" H
OPOZBR32PC3BK
for 3" Round Post



SB-33 - 24" H
OPOZBR3SB33BK
for 3" Round Post



9993 - 27" H
OPOZBR39993BK
for 3" Round Post



SB-94 - 16" H
OPOZBR4SB94BK
for 4" Round Post



SB-24 - 3.5" H
OPOZBR4SB24BK
for 4" Round Post



SB-64 - 18" H
OPOZBR4SB64BK
for 4" Round Post



2PC4 - 24" H
OPOZBR42PC4BK
for 4" Round Post



SB-34 - 25" H
OPOZBR4SB34BK
for 4" Round Post

Bracket Hardware • Tools



Black Torx Head Screw
OZHRHBT140
(For mounting bent lip
design street name signs
to sign arm brackets)



Torx Bit Extension
RHBTHB3 - 3.5"




Torx Head
Screw Bit
RHBTHB14

Round Posts Sign Arm Brackets



Universal Sign Arm with Lemon Drop Finial
OSIZ2UNSAJBK - 30" long
OSIZ2UNSACLDBK - 36" long



Universal Sign Arm with
Ornate Scroll & Lemon Drop Finial
OSIZ4UNJSCROLLDBK - 30" long
OSIZ4UNCSCROLLDBK - 36" long



Universal Sign Arm with
Ornate Dogwood & Lemon Drop Finial
OSIZ4UNJDOGWDLDBK - 30" long
OSIZ4UNCDOGWDLDBK - 36" long

Sign arm brackets require
"P" post hole punch pattern.

Trim Brackets



Hardware Sets

- OZHRH03** for Mounting 2 Sign Brackets to 3" Post
- OZHRH04** for Mounting 2 Sign Brackets to 4" Post
- OZHRH03L3** for Mounting Sign Trims Only to 3" Post
- OZHRH04L3** for Mounting Sign Trims Only to 4" Post



Logo Trim Bracket
OSIZ3UNJTRIMLOGOBK - 6" x 6"
OSIZ3UNCTRIMLOGOBK - 9" x 9"



Sign Trim Bracket
OSIZ3UNJTRIM36BK - 6" x 36"
OSIZ3UNCTRIM36BK - 9" x 36"
OSIZ3UNCTRIM42BK - 9" x 42"



Trim Brackets
designed for use
with .080" aluminum.

Post hole punch patterns required: Use "P3" for 6" trims and "P" for 9" trims.

2 3/8" Smooth Round Posts



POZ-LOC® Socket System - a simple, cost effective way to install small signs without digging, concrete, threading, or nuts and bolts. Simple to use, a socket assembly includes a 27" socket & wedge. *Post is not included.*

RPORZPOZLOCSW for 2 3/8" O.D. Post



Black Powder Coated
Galvanized Steel Post

2 3/8" Round

ITEM CODE	Length	Gauge
OPOZARPORG10BK	10' (120")	16 Gauge
OPOZARPORG12BK	12' (144")	16 Gauge

- ◆ 2 3/8" O.D. Round galvanized steel posts available in 10' and 12' lengths
- ◆ Wall thickness is .065" (16 gauge)

NOTE: THESE POSTS MUST SHIP TRUCK LINE.



Premium Brackets

5 1/2" slot includes hardware for sign blades.



OSIZ1CRP990(F/X)BK
Crosspiece



OSIZ1CRP457(F/X)BK
45° Universal



OSIZ1R238P922(F/X)BK
2 3/8" OD Round Post Cap



OSIZ1CRJ412C(F/X)BK
Crosspiece



Post Cap
OSIZ1R238J412R(F/X)BK
for 2 3/8" Round Post

Brackets & Clamps



(Set of 2)
Back to Back Bracket
OTSBR238PPBZB832BK
for 2 3/8" O.D. Post



(Set of 2)
Single Bracket
OTSBR238Z238BK
for 2 3/8" O.D. Post



(Set of 2) U-Bolt Clamps
OTSBR238UBCLAMPBK
for Single Bracket



Decorative Top Sign Finial
OPOZF1317(F/X)BK



Bracket Hardware • Tools



Black Stainless Steel Set Screw
OZHRHBSK56BLACKPK - single
OZHRHBSK56BLACKPK - 3 pack



RHBSSKT100
Allen Wrench Tool
For Set Screws



RHBSSKF100
Allen Wrench Tool
For Set Screws



Closure Cap
OPOZFR238CPCLAPBK
for 2 3/8" Round Post



Dome Cap
OPOZFR238CPDC250BK
for 2 3/8" Round Post

Wing Brackets



Bell Wing Bracket
OSIZ2UNPCTBW12BK - 12" Long
(Requires single strap)
OSIZ2UNPCTBW18BK - 18" Long
OSIZ2UNPCTBW24BK - 24" Long
Sign attaches with 5/16" bolts.
Hardware NOT Included.


Wing Bracket
OSIZ2UNPCT4BK
4.5" x 2.5"



OSIZ2UNCT800BK
24" Long



OSIZ2UNCT8BK
14.4" Long



OSIZ2UNCT836BK
36" Long

(Cantilever Wing Brackets shown require a "P2" post hole punch pattern)



OSIZ2UNCT830BK
30" Long



BA080APLATE238
Fits 2 3/8" - 3"
Diameter Posts
7.75" X 6.0"
0.3 Lbs Net Wt.

Solve your round post anchoring problem with these anchor plates designed to keep post from turning and reducing the need for concrete.

RH141HEXSETTER
Driver For Screws

RH141HEX
Self Tapping
Metal Screw
(2 Required)



Round Post Anchor Plate

U-Channel Posts & Accessories

Sign Saver

Place between sign and post and sign will not bend from over tightening.

BA080SAVER



NOTE: POSTS TALLER THAN 8' MUST SHIP TRUCK LINE.

* Base Posts for Breakaway Feature



ITEM CODE	Length	Weight
RPOCG0352*	3.5FT	2LB
OPOZARPOCP062BK	6FT	2LB
OPOZARPOCP082BK	8FT	2LB
OPOZARPOCP102BK	10FT	2LB
OPOZARPOCP122BK	12FT	2LB
OPOZARPOCP123BK	12FT	3LB

BA080APLATEUCH

Anchor Plate

Galvanized anchor plate keeps post firmly in place.

- Manufactured from high tensile steel.
- Punched full length with 3/8" holes on 1" centers.
- Black powder coat over a galvanized finish.
- Measured by length and pounds per foot.


U-Channel Break-A-Way Systems



Safety Splice System



- Ingeniously simple design by Chicago Heights Steel.
- FHWA & AASHTO approved.
- Posts to 4 lbs.
- Two special bolts & spacers join base post to top post.



RPOCZSAFETYSPLICE for 1-2 1/2 lb posts
RPOCZSAFETYSPLICE3 for 3-4 lb posts



Lap Splice System

- Economical breakaway system by Marion Steel.
- FHWA & AASHTO approved.
- Posts to 4 lbs.
- Two special bolts & spacers join base post to top post.

RPOCZLAPSPLICE Silver for 2-2 1/2 lb posts 3/8" x 3/4" x 5"
RPOCZLAPSPLICEG Gold for 3-4 lb posts 1/2" x 3/4" x 5"

U-Channel Post Hardware

Vandal Proof System



RHBS1625OW
One-Way
Tamper Bolt
5/16" x 2 1/2"



RHW516NYLON
5/16" Nylon Washer



RHBS1625C
5/16" x 2 1/2"
RHBS1630CAT
5/16" x 3"
Zinc Carriage Bolt



RHN516VPA - Econo
5/16" Breakaway
Vandal Proof Nut



RHN516VPAPREMIUM
5/16" Breakaway
Vandal Proof Nut
Made In The U.S.A.

Special System



RHN516FLUTEDA
5/16" Fluted Tamper
Resistant Nut



RHTN31
5/16" Tufnut



RHW516
5/16" Zinc Washer



RHN516FLUTEDT2
Tool For Fluted Nut

Standard System



RHW516NYLON
5/16" Nylon Washer



RHW516LOC
5/16" Zinc Lock Washer



RHBS1625H
Zinc Hex Bolt
5/16" x 2 1/2"



RHN516
5/16" Zinc Nut

Sign Top Finial

OPOZF1317(F/X)BK
Decorative Sign Top Finial



5 1/2" slot includes hardware for sign blades.



OSIZ1CRP990(F/X)BK
Crosspiece



OSIZ1U180P91U(F/X)NUBK
180° U-Channel Cap



OSIZ1CRP457(F/X)BK
45° Universal



OSIZ1U90P91U(F/X)OLBK
90° U-Channel Cap

12" Jumbo Brackets



OSIZ1CRJ412C(F/X)BK
Crosspiece



OSIZ1U90J412U(F/X)OLBK
U-Channel Cap

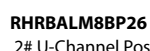


OSIZ1U180J412U(F/X)NUBK
180° U-Channel Cap

Cherry-Mate Rivets & Rivet Gun



RHRBALM8BP18
1.12# U-Channel Post



RHRBALM8BP26
2# U-Channel Post



RHRBALM8BP34
3-4# U-Channel Post



RHRBALMGUN
Rivet Gun

Bracket Hardware • Tools



Black Stainless Steel Set Screw
OZHRHBSSK56BLACK - single
OZHRHBSSK56BLACKPK - 3 pack



RHBSSKT100
Allen Wrench Tool
For Set Screws



RHBSSKF100
Allen Wrench Tool
For Set Screws

Punched Square Posts, Hardware & Break-A-Way Systems

Black Powder Coated

Galvanized Steel Post

1.75" Square Punched			
Punched full length with 7/16" holes on 1" centers.			
ITEM CODE		Length	Gauge
OPOZARPOSG0814175		8' (96")	14 Gauge
OPOZARPOSG1014175		10' (120")	14 Gauge
OPOZARPOSG1214175		12' (144")	14 Gauge
2" Square Punched			
ITEM CODE		Length	Gauge
OPOZARPOSG08142		8' (96")	14 Gauge
OPOZARPOSG10142		10' (120")	14 Gauge
OPOZARPOSG12142		12' (144")	14 Gauge
Square Punched			
Punched full length with 7/16" holes on 1" centers.			
ITEM CODE	Size	Length	Gauge
RPOSG03122	2.00"	3' (36")	12 Gauge
RPOSG0312225	2.25"	3' (36")	12 Gauge
RPOSG0151225	2.50"	1.5' (18")	12 Gauge
RPOSG025122	2.00"	2.5' (30")	12 Gauge
RPOSG035122	2.00"	3.5' (42")	12 Gauge

Galvanized Steel

Base Post / Sleeves



NOTE: POSTS TALLER THAN 8' MUST SHIP TRUCK LINE.

- ◆ Superior torsional strength with easy, safe installation by hand or with power equipment.
- ◆ Convenient sign mounting before installation.
- ◆ Versatile, 4-sided sign mounting, at any height.
- ◆ Fast and economical replacement of damaged posts.
- ◆ Re-usable materials.
- ◆ FHWA-approved yielding capability.

Breakaway Anchor Installation

A POZ-LOC® Performance Post anchor can be driven into the ground first, allowing crews to work at ground level for quicker, cost-effective installations or replacement of damaged sign posts.



RHBCORNERBOLT25
includes jam nut

Corner bolt to mount top post to base post, up to 2.5"

Super-Lok Premium Brackets

SUPER-LOK Premium Brackets - 5 1/2" slot includes hardware for sign blades.



OSIZ1CRP990(F/X)BK
Crosspiece



OSIZ1CRP457(F/X)BK
45° Universal



OSIZ1S175P97(F/X)BK
1.75" Square Post Cap
OSIZ1S2P97(F/X)BK
2" Square Post Cap



OSIZ1WDP827(F/X)BK
4" x 4" Wood Post



Pyramid Cap
OPOZFS175CPPCAPBK
for 1.75" Square Post
OPOZFS2CPPCAPBK
for 2" Square Post

12" Jumbo Brackets



OSIZ1CRJ412C(F/X)BK
Crosspiece



OSIZ1S175J412SQ(F/X)BK
1.75" Square Post Cap
OSIZ1S2J412SQ(F/X)BK
2" Square Post Cap



Black Stainless Steel Set Screw
OZHRHBSSK56BLACK - single
OZHRHBSSK56BLACKPK - 3 pack



RHBSSKT100
Allen Wrench Tool
For Set Screws



RHBSSKF100
Allen Wrench Tool
For Set Screws

Cherry-Mate Rivets & Rivet Gun

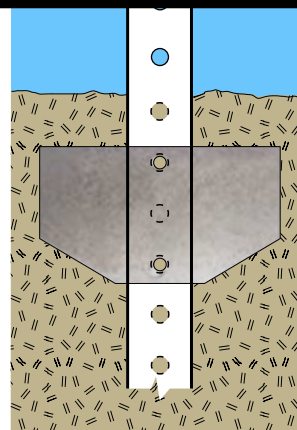


RHRBALM8BP26
for 1.5" Square Post
RHRBALM8BP34
for 2" Square Post



RHRBALMGUN
Rivet Gun

Square Post Anchor Plate



Anchor Plate

Galvanized anchor plate keeps square post firmly in place.

BA080APLATEUCH
7" x 4" | 0.5 Lbs Net Wt.

3" & 4" Smooth Square Posts

3" Square Smooth		
(XX) No Holes (P0) or 8 Holes* = (P) (P2) (P3)		
ITEM CODE	Length	Wall Thickness
OPOS3A10125BK(XX)	10' (120")	.125"
OPOS3A12125BK(XX)	12' (144")	.125"
OPOS3A14125BK(XX)	14' (168")	.125"
4" Square Smooth		
ITEM CODE	Length	Wall Thickness
OPOS4A10125BK(XX)	10' (120")	.125"
OPOS4A12125BK(XX)	12' (144")	.125"
OPOS4A14125BK(XX)	14' (168")	.125"



3" Square Smooth		
(XX) No Holes (P0) or 8 Holes* = (P) (P2) (P3)		
ITEM CODE	Length	Gauge
OPOS3S1014BK(XX)	10' (120")	14 Gauge
OPOS3S1214BK(XX)	12' (144")	14 Gauge
OPOS3S1414BK(XX)	14' (168")	14 Gauge
4" Square Smooth		
ITEM CODE	Length	Gauge
OPOS4S1011BK(XX)	10' (120")	11 Gauge
OPOS4S1211BK(XX)	12' (144")	11 Gauge
OPOS4S1411BK(XX)	14' (168")	11 Gauge

Black Powder Coated
Steel Post

NOTE: POSTS TALLER THAN 8' MUST SHIP TRUCK LINE. *Call Customer Service for sign bracket pre-punched hole compatibility information.

Wing Brackets



Bell Wing Bracket
OSIZ2UNPCTBW12BK - 12" Long
(Requires single strap)
OSIZ2UNPCTBW18BK - 18" Long
OSIZ2UNPCTBW24BK - 24" Long
Sign attaches with 5/16" bolts.
Hardware NOT Included.



Wing Bracket
OSIZ2UNPCT4BK
4.5" x 2.5"



OSIZ2UNCT8BK
14.4" Long



OSIZ2UNCT800BK
24" Long



OSIZ2UNCT830BK
30" Long



OSIZ2UNCT836BK
36" Long

(Cantilever Wing Brackets shown require a "P2" post hole punch pattern)

3" & 4" Square Post Caps & Bases



Cap FINQC
OPOZFS3FINQC3BK
for 3" Square Post
OPOZFS4FINQC4BK
for 4" Square Post



End Cap FINQE
OPOZFS3FINQE3BK
for 3" Square Post
OPOZFS4FINQE4BK
for 4" Square Post



Base SBQ
OPOZBS3SBQ13BK - 3" H
for 3" Square Post
OPOZBS4SBQ14BK - 3.5" H
for 4" Square Post



FINQ-P4
OPOZFS4FINQP4BK
for 4" Square Post



Ball FINQ-B4
OPOZFS4FINQB4BK
for 4" Square Post



Base 2PCQ4 - 20" H
OPOZBS42PCQ4BK
for 4" Square Post

Bracket Hardware • Tools



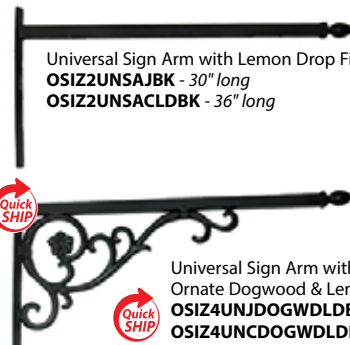
Black Torx Head Screw
OZHRHBTH140
(For mounting bent lip design street name signs to sign arm brackets)



Torx Head Screw Bit
RHBTHB14

Torx Head Bit Extension
RHBTHB3 - 3.5"

Smooth Square Posts Sign Arm Brackets



Universal Sign Arm with Lemon Drop Finial
OSIZ2UNSAJBK - 30" long
OSIZ2UNSACLDBK - 36" long



Universal Sign Arm with Ornate Scroll & Lemon Drop Finial
OSIZ4UNJSCROLLDBK - 30" long
OSIZ4UNCSCROLLDBK - 36" long

Universal Sign Arm with Ornate Dogwood & Lemon Drop Finial
OSIZ4UNJDOGWDLDBK - 30" long
OSIZ4UNCDOGWDLDBK - 36" long

Sign arm brackets require "P" post hole punch pattern.

Trim Brackets



Logo Trim Bracket
OSIZ3UNJTRIMLOGOBK - 6" x 6"
OSIZ3UNCTRIMLOGOBK - 9" x 9"



Sign Trim Bracket
OSIZ3UNJTRIM36BK - 6" x 36"
OSIZ3UNCTRIM36BK - 9" x 36"
OSIZ3UNCTRIM42BK - 9" x 42"

Trim Brackets designed for use with .080" aluminum.

Post hole punch patterns required: Use "P3" for 6" trims and "P" for 9" trims.


Street Name Finished Signs & Blanks

Finished Signs


- Doubled-Sided
- Standard/Custom Color
- Custom Text & Font
- White HIP • **Bent Lip**



OSI41001CHWH - 36" x 13.5"
OSI41001JHWH - 30" x 11"



OSI41016CHWH - 36" x 15"
OSI41016JHWH - 30" x 11.82"



OSI41003CHWH - 36" x 12"
OSI41003JHWH - 30" x 9.25"



OSI41004CHWH - 36" x 14.25"
OSI41004JHWH - 30" x 11.5"




OSI41025CHWH - 36" x 12"
OSI41025JHWH - 30" x 10"

Finished Signs


- Doubled-Sided
- Standard/Custom Color
- Custom Text & Font
- White HIP • **NO Lip**



OSI11001CHWH - 36" x 13.5"
OSI11001JHWH - 30" x 11"



OSI11016CHWH - 36" x 15"
OSI11016JHWH - 30" x 11.82"



OSI11003CHWH - 36" x 12"
OSI11003JHWH - 30" x 9.25"



OSI11004CHWH - 36" x 14.25"
OSI11004JHWH - 30" x 11.5"

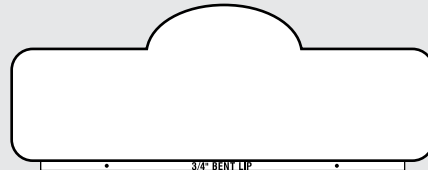


OSI3CLOGOHHW - 9" x 9"
OSI3JLOGOHHW - 6" x 6"

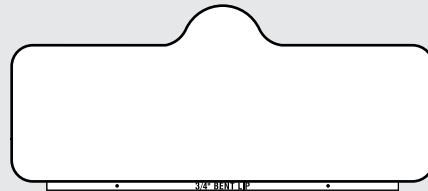
Logo Signs

Sheeted Reflective Blanks

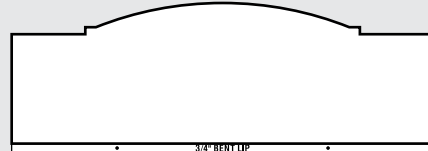
- Doubled-Sided
- White HIP • **Bent Lip**



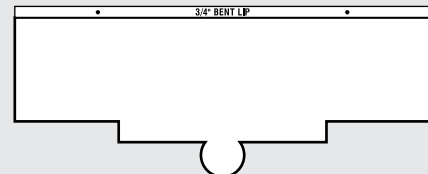
OSIS41001CHWH - 36" x 13.5"
OSIS41001JHWH - 30" x 11"




OSIS41016CHWH - 36" x 15"
OSIS41016JHWH - 30" x 11.82"



OSIS41003CHWH - 36" x 12"
OSIS41003JHWH - 30" x 9.25"



OSIS41004CHWH - 36" x 14.25"
OSIS41004JHWH - 30" x 11.5"



OSIS41025CHWH - 36" x 12"
OSIS41025JHWH - 30" x 10"

Federal Standard Finished Signs • Letters: B Series or largest Highway Gothic Font Series that space allows on sign • Doubled-Sided • No Holes • No Border • White HIP • **NO Lip** M2AH(X)D(XXXX)(R)BM(XX)N

Overlay Film Color: (X) =



Blade Size: (XXXX) = (0942) 42" x 9" | (0936) 36" x 9" | (0630) 30" x 6" | (0636) 36" x 6"


Corner Radius: (R) = (T) 1.5" Radius for 9" Sign Trim Brackets | (S) .75" Radius for all other brackets

Letter Height: (XX) = (63) 6" Primary/Prefix & 3" Suffix for 9" Signs | (42) 4" Primary/Prefix & 2" Suffix for 6" Signs

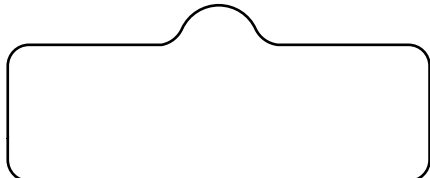
Street Name Finished Signs & Blanks

Sheeted Reflective Blanks

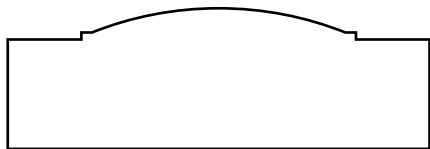
- Doubled-Sided
- White HIP • **NO Lip**



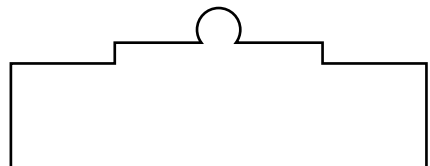
OSIS11001CHWH - 36" x 13.5"
OSIS11001JHWH - 30" x 11"




OSIS11016CHWH - 36" x 15"
OSIS11016JHWH - 30" x 11.82"



OSIS11003CHWH - 36" x 12"
OSIS11003JHWH - 30" x 9.25"



OSIS11004CHWH - 36" x 14.25"
OSIS11004JHWH - 30" x 11.5"



BA080HWH1236SNSRD - 36" x 12"
BA080HWH0936SNSRD - 36" x 9"
BA080HWH0630SNSRD - 30" x 6"



Use below items in 9" trim sign bracket


BA080HWH0936SNSRD15 - 36" x 9"
BA080HWH0942SNSRD15 - 42" x 9"

Bare Blanks

- Bent Lip



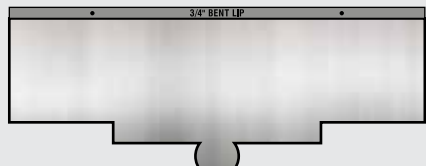
OSIB41001C - 36" x 13.5"
OSIB41001J - 30" x 11"



OSIB41016C - 36" x 15"
OSIB41016J - 30" x 11.82"



OSIB41003C - 36" x 12"
OSIB41003J - 30" x 9.25"



OSIB41004C - 36" x 14.25"
OSIB41004J - 30" x 11.5"



OSIB41025C - 36" x 12"
OSIB41025J - 30" x 10"




Bare Blanks


- No Lip



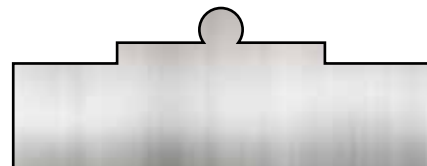
OSIB11001C - 36" x 13.5"
OSIB11001J - 30" x 11"



OSIB11016C - 36" x 15"
OSIB11016J - 30" x 11.82"



OSIB11003C - 36" x 12"
OSIB11003J - 30" x 9.25"



OSIB11004C - 36" x 14.25"
OSIB11004J - 30" x 11.5"



BA0801236SNSR - 36" x 12"
BA0800936SNSR - 36" x 9"
BA0800630SNSR - 30" x 6"



Use below items in 9" trim sign bracket


BA0800936SNSR15 - 36" x 9"
BA0800942SNSR15 - 42" x 9"

Custom Branding Options


Matching custom branded signage is available for parking facilities, parking areas, businesses, buildings and entrances. Also available are custom branded guide signage including wayfinding, metro street name signs, city entrance guide signs and ground mounted street name signs.



Traffic Sign Backers



Laminate Vinyl offers the most cost effective option while retaining the classic feel of the ornamental system. Durable black vinyl is applied to the back of the traffic sign. This option is not visible from the front side of the sign.



.080 Aluminum Plates offer a lighter weight alternative to Steel Frames while retaining the classic feel of the ornamental system. Oversized by 3" for a defined 1.5" black border around the sign. Punched and radius to match sign. Powder coated semi-gloss black.



Steel Sign Frames include a steel backer plate welded to angle iron. Frames have a .75" radius and standard .375" holes to match the sign. Powder coated semi-gloss black.



ITEM CODE			FOR SIZES
Laminate Vinyl	Aluminum Plate	Steel Frame	
OTSBL1206BK	OTSBP1206BK	OTSBF1206BK	12" X 6" Horizontal Rectangle
OTSBL1806BK	OTSBP1806BK	OTSBF1806BK	18" X 6" Horizontal Rectangle
OTSBL1218BK	OTSBP1218BK	OTSBF1218BK	12" X 18" Vertical Rectangle
	OTSBP1812BK	OTSBF1812BK	18" X 12" Horizontal Rectangle
OTSBL1824BK	OTSBP1824BK	OTSBF1824BK	18" X 24" Vertical Rectangle
	OTSBP2418BK	OTSBF2418BK	24" X 18" Horizontal Rectangle
OTSBL2424BK	OTSBP2424DBK	OTSBF2424DBK	24" X 24" Diamond
	OTSBP2424OBK	OTSBF2424OBK	24" X 24" Octagon
	OTSBP2424SBK	OTSBF2424SBK	24" X 24" Square
OTSBL2430BK	OTSBP2430BK	OTSBF2430BK	24" X 30" Vertical Rectangle
OTSBL3030BK	OTSBP3030DBK	OTSBF3030DBK	30" X 30" Diamond
	OTSBP3030OBK	OTSBF3030OBK	30" X 30" Octagon
	OTSBP3030SBK	OTSBF3030SBK	30" X 30" Square
OTSBL3636BK	OTSBP3636DBK	OTSBF3636DBK	36" X 36" Diamond
	OTSBP3636OBK	OTSBF3636OBK	36" X 36" Octagon
	OTSBP3636SBK	OTSBF3636SBK	36" X 36" Square
	OTSBP3636TBK	OTSBF3636TBK	36" X 36" Triangle



Stainless Steel Strapping Packages & Tools

Buckle Bracket Package



OZHRHSBB7BK
Each kit contains everything needed, including hardware, to mount 1 sign to a post that is 4" - 12" in diameter.

Build Your Own Package

Snap Lock Assembly
OZHRHSLA07BK - 22" strap fits post up to 7" in Diameter
OZHRHSLA10BK - 31" strap fits post up to 10" in Diameter
OZHRHSLA1225BK 38" strap fits post up to 12.25" in Diameter



OZHRHSS3430BU3465BK
3/4"x.030"x39"
Black Stainless Steel Strapping with buckle

OZHRHSS1230BK 1/2"x.030"x100"
OZHRHSS3430BK 3/4"x.030"x100"
 Black Stainless Steel Strapping

OZHRHSSBPLUS4BK
Plus 4 Sign Bracket For Posts
Over 4" in Outside Diameter

OZHRHSSBMINUS4BK
Minus 4 Sign Bracket For Posts
Under 4" in Outside Diameter



OZHRHSSHB3465BK
Buckle for 3/4" x .030" or thicker strapping

OZHRHSSHB1265BK
Buckle for 1/2" x .030" or thicker strapping

RHSSHB516
5/16" x 18 x 3/4"
Stainless Steel Bolt (Just the right length to fit the threaded PLUS 4 or Minus 4 Bracket)



OZHRHSSHWS06BK
Wing Seal for 3/4" x .025" or thinner strapping

OZHRHSSHWS05BK
Wing Seal for 1/2" x .025" or thinner strapping

Snap Lock Assembly Packages

<p>for posts 4" OD or LESS</p> <p>OZHRHSLAMINUSPKGBK</p>	<p>for posts 4" OD or LESS</p> <p>OZHRHSLAMINUSPK2BK</p>
<p>for posts OVER 4" OD</p> <p>OZHRHSLAPLUSPKGBK</p>	<p>for posts OVER 4" OD</p> <p>OZHRHSLAPLUSPK2BK</p>

Screw type hose clamp style for sign mounting.
Needs only a screwdriver to tighten.

Strapping Tools



RHSSTMODEL C1
Strap Cutter

RHSSTMODEL P1
Ratchet Type Strapping Tool

RHSSTMODEL C001
Spinner Type Strapping Tool

Oxford Series signs represented here are made with High Intensity Prismatic Reflective sheeting which conveys a 10 year warranty and meets the US DOTs stringent 2009 standards with regard to reflectivity. Shown below are many of the available sign sizes and legends in this series. More options available by calling customer service.

NEW ITEM

All New Special Legend Oxford Series Signs available.



SLSPX09501218HA
SLSPX09501824HA



SLSBPB73021218HA
SLSBPB73021824HA



SLSBPB7319301218HA
SLSBPB7319301824HA



SLSPX01901218HA
SLSPX01901824HA



SLSPX05901218HA
SLSPX05901824HA



SLSPX06101218HA
SLSPX06101824HA



SLSPX02101218HA
SLSPX02101824HA



SLSBPN72001218HA
SLSBPN72001824HA



SLSBPN711218HA
SLSBPN711824HA



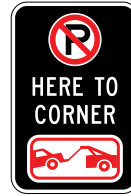
SLSBPN83A1218HA
SLSBPN83A1824HA



SLSBPN72131218HA
SLSBPN72131824HA



SLSBPN72351218HA
SLSBPN72351824HA



SLSBPN7111218HA
SLSBPN7111824HA



SLSBPN761218HA
SLSBPN761824HA



SLSPP8101218HA
SLSPP8101824HA



SLSPP8301218HA
SLSPP8301824HA



SLSPP8001218HA
SLSPP8001824HA



SLSPP8201218HA
SLSPP8201824HA



SLSPRS1051218HA
SLSPRS1051824HA



SLSPLSR220BK2418HA



SLSCLP0401812HA
SLSCLP0402418HA



SLSPP7101218HA
SLSPP7101824HA



SLSPP7301218HA
SLSPP7301824HA



SLSPP7001218HA
SLSPP7001824HA



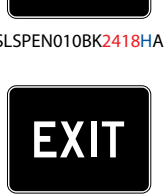
SLSPP7201218HA
SLSPP7201824HA



SLSPLEC0251218HA
SLSPLEC0251824HA



SLSPLSR400BK2418HA



SLSPEN010BK2418HA



SLSLNS4001824HA



SLSPBH75021218HA
SLSPBH75021824HA



SLSPBH7502L1218HA
SLSPBH7502L1824HA



SLSPBH7502N1218HA
SLSPBH7502N1824HA




SLSPBH7502R1218HA
SLSPBH7502R1824HA



SLSPBH781218HA
SLSPBH781824HA




SLSPBH78VA1218HA
SLSPBH78VA1824HA



SLSZAM51RWBK1209HA
SLSZAM51RWBK1812HA
SLSZAM51RWBK2418HA
SLSZAM51RWBK3018HA



SLSZAM51LWBK1209HA
SLSZAM51LWBK1812HA
SLSZAM51LWBK2418HA
SLSZAM51LWBK3018HA



SLSZAM52LWBK1209HA
SLSZAM52LWBK1812HA
SLSZAM52LWBK2418HA
SLSZAM52LWBK3018HA



SLSZAM52RWBK1209HA
SLSZAM52RWBK1812HA
SLSZAM52RWBK2418HA
SLSZAM52RWBK3018HA



SLSZAM63WBK1209HA
SLSZAM63WBK1812HA
SLSZAM63WBK2418HA
SLSZAM63WBK3018HA



S3624110BWHA
S4836110BWHA



SLSZAM64WBK1206HA
SLSZAM64WBK1209HA
SLSZAM64WBK1806HA
SLSZAM64WBK1812HA
SLSZAM64WBK2406HA
SLSZAM64WBK2418HA
SLSZAM64WBK3018HA



SLSZAM61WBK1206HA
SLSZAM61WBK1209HA
SLSZAM61WBK1806HA
SLSZAM61WBK1812HA
SLSZAM61WBK2406HA
SLSZAM61WBK2418HA
SLSZAM61WBK3018HA



SLSZAM62LWBK1209HA
SLSZAM62LWBK1812HA
SLSZAM62LWBK2418HA
SLSZAM62LWBK3018HA



SLSZAM62RWBK1209HA
SLSZAM62RWBK1812HA
SLSZAM62RWBK2418HA
SLSZAM62RWBK3018HA



S362412SBWHA
S483612SBWHA



S362412LBWHA
S483612LBWHA

TRAFFIC SIGNS

Metro Street Name Signs

Standard Finished Metro Signs

• Letters: B Series or largest Highway Gothic Font Series that space allows on sign • Single-Sided • No Holes • White HIP

Standard Overlay Film Colors (shown below)

(A) border



(B) border



(C) border



(D) border



(E) border



Installation:
Metro Street Name Signs
are designed for overhead
mast arm mounting
with standard brackets.



A route symbol or
a pictograph may be
used on the left side of
a street name sign.



90" x 30" Sign Blades

Minimum of 8" upper/lower case letters. Fits only 1 line of copy. **OSI84(XXXX)M1HWH**



1025M1



1001M1



1003M1




1004M1



1016M1

90" x 36" Sign Blades

Minimum of 8" upper/lower case letters. Fits 2 lines of copy. **OSI84(XXXX)M2HWH**



1025M2



1001M2



1003M2



1004M2



1016M2

Metro Street Name Sign Backer

Laminate Vinyl Backer is a cost effective option for a classic feel of the ornamental system. Durable black vinyl is applied to the back of the metro street name sign. The vinyl is not visible from the front side of the sign.

90" x 30"

OTSBL9030BK

90" x 36"

OTSBL9036BK

Personalized Custom Signs

LEVEL 1:

Standard Shape with Custom Colors,
Letter Fonts and Text.



LEVEL 2:

Standard Shape with Custom Colors,
Letter Fonts, Text and Logo.



LEVEL 3:

Custom Shape with Custom Colors,
Letter Fonts, Text and Logo.



Overhead Span Wire Mounting Brackets

MEDIUM-DUTY

OSIZ840HCOMM77BK



- ◆ Medium-Duty, made from plated steel and aluminum, powder coat painted semi-gloss black
- ◆ Swivels 360-degrees and adjusts for tilt.
- ◆ Mounts on cables up to 3/8"
- ◆ Pre-assembled for quick installation



BEST VALUE HEAVY-DUTY

OSIZ840HCPCSWINGBK



- ◆ Heavy-Duty, 4 and 8 gauge steel, powder coat painted semi-gloss black.
- ◆ 3-way adjustable, weight 4.8 lbs.
- ◆ Mounts on cables up to 3/8"
- ◆ Pre-assembled for quick, hassle free installation of metro street name signs.
- ◆ 2 brackets required for 90" & 96" signs with 12" inset distance from edge of sign.



Overhead Mast Arm Brackets

MEDIUM-DUTY

OSIZ840HCOM88BK

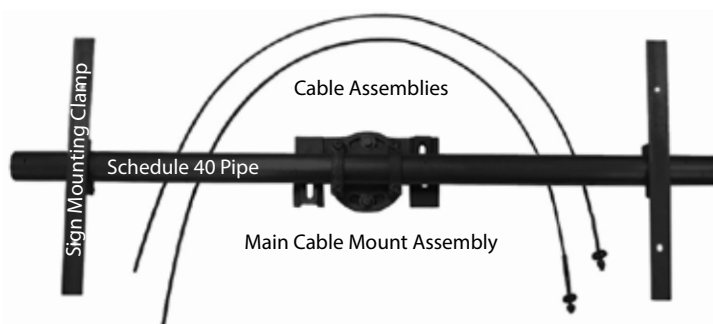


- ◆ Medium-Duty, made from plated steel and aluminum, powder coat painted semi-gloss black.
- ◆ Use black stainless steel strapping for mounting (sold separately)
- ◆ Pre-assembled for quick, hassle free installation.



OZHRHSLA07BK Snap Lock Assembly
22" strap fits post up to 7" OD
OZHRHSLA10BK Snap Lock Assembly
31" strap fits post up to 10" OD
OZHRHSLA1225BK Snap Lock Assembly
38" strap fits post up to 12.25" OD

OZHRHSS1230BK 1/2"x.030"x100'
OZHRHSS3430BK 3/4"x.030"x100'
Black Stainless Steel Strapping



Metro "Mast-o-Bracket" Kit

HEAVY-DUTY

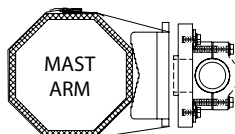
OSIZ840HMCWCM30096BK

Main Cable Mount Assembly (Kit includes 1) The main assembly is the bracket at the center of the Mast-O-Bracket system.

Cable Assembly (Kit includes 2) Length: 50" including threaded connector, 1.5" long 3/8"-16 TPI and 1.375" long 5/16" HEX. Nylon locking nut with washer provided. Free end of cable welded to prevent fraying.

Sign Mounting Clamp (Kit includes 4)
16" Sign Mounting Clamp for use with the Mast-o-Bracket.

Schedule 40 Pipe (Kit includes 1)
Pipe is 1.5" Diameter - No Slot, 72" long pipe for 85" - 96" sign



Attachment to Mast Arm Options:
Use Stainless Steel Cables with Hardware provided in kits. Other cable lengths available. All kits come unassembled. Call for quote.

Wayfinding & Entrance Signs

- ◆ Wayfinding and entrance signs can be designed to match other color schemes and shapes in the area.
- ◆ Entrance and wayfinding signs add a nice upscale appeal to the community.
- ◆ Wayfinding signs will direct visitors to sites more easily, creating safer roads and visitor satisfaction.
- ◆ Entrance signs are ideal for subdivisions, businesses, and schools.



Reflective Roll Conversion

Don't buy \$3000 worth of reflective and graffiti overlay to fabricate \$500 worth of signs Ever Again! Lower your inventory and improve your sign shop's cash flow, by purchasing reflective roll material by the square foot. (1 sq ft min to unlimited)

- Quick Shipments with many Colors and Widths available.
 - Reflective ASTM types I, III, IV, IX, XI available. Other types may be available on request.
 - Certifications for materials available from manufacturer.
- Also Available:** EC Film, Graffiti Overlays, Magnetics & Sheeted Blanks

This is How We Roll...
Buy Reflective Material by the Square Foot!



Call for Details

3M™ High Intensity Prismatic (HIP)

3M™ 3930 meets all requirements for ASTM Type III and IV.

HIP is the most common type of reflective sheeting today due to the combination of its minimum retro-reflectivity, exceptional warranty, and afford-ability!

Common Sizes	Colors
6" x 50 yds 9" x 50 yds 24" x 50 yds 30" x 50 yds 36" x 50 yds 48" x 50 yds	White (3930) Yellow (3931) Red (3932) Orange (3934) Blue (3935) Green (3937) Brown (3939)

NOTE: Other sizes available. Some colors and sizes may incur a \$25.00 Slit Fee.

3M™ 3430 Series meet all requirements for ASTM Type I reflective.

(EGP) Engineer Grade Prismatic is NOT suitable for cutting in electronic sign making devices nor does it accept digital printing.



RSH (XXXX) (2450)	EGP	Colors
COLOR	SIZE	
(3430)		White
(3431)		Yellow
(3432)		Red
(3435)		Blue
(3437)		Green
(3439)		Brown



Roll Sizes	EGP
6" x 50 yds	White
12" x 50 yds	White
18" x 50 yds	White, Yellow
24" x 50 yds	White, Yellow, Blue, Green
30" x 50 yds	White, Yellow
36" x 50 yds	White, Yellow
48" x 50 yds	ALL COLORS
48" CUT*	

*4850CUT - Have the master roll cut in any combination of sizes. NOTE: Some colors and sizes may incur a \$25.00 Slit Fee



Specialty & Flexible Reflectives



We stock **Nikkalite® Series 48000** Flexible pressure sensitive in many colors. The Best Engineer Grade for Plotting, Weeding, and Digital Printing! Nikkalite Series 48000 Engineer Grade meets all requirements for ASTM Type I reflective. Punched or unpunched available. We also distribute **3M™ 680** and **Avery Graphics** specialty reflectives.

Common Sizes	Colors
24" x 50 yds 30" x 50 yds	Black (48003) Brown (48009) Gold (48010) Dark Red (48025) Ruby Red (48035) Red (48005) Blue (48006) Sky/Lt Blue (48046) Green (48008) White (48012) Yellow (48004) Orange (48077)

NOTE: Other sizes may be available. Some colors and sizes may incur a \$25.00 Slit Fee.

Nikkalite® 8100 Series Engineer Grade meets all requirements for ASTM Type I reflective and is ideal for flat surfaces. 8100 Series has a durable acrylic outer layer and is not suitable for most digital printers.



Punched Roll Size
15" x 50 yds
UN-Punched Roll Sizes
6" x 50 yds 9" x 50 yds 12" x 50 yds 18" x 50 yds 24" x 50 yds 30" x 50 yds 36" x 50 yds 48" x 50 yds 48" CUT*

RSH (XXXX) (2450)	Colors
COLOR	SIZE
(8112P)	White
(8104P)	Yellow
(8177P)	Orange
(8105P)	Red
(8106P)	Blue
(8108P)	Green
(8109P)	Brown

*4850CUT - Have the master roll cut in any combination of sizes to your specifications. NOTE: Some colors and sizes may incur a \$25.00 Slit Fee

3M™ Diamond Grade



12 YEAR Warranty

Meets ASTM reflective: **3M™ Diamond Grade Cubed Series 4000** Type XI

3M™ VIP 3990 Type IX | **3M™ 3924** Type VIII

Sheeting Description	Common Sizes	Colors
DG3 4000 Series (Type XI)	24" x 50 yds 30" x 50 yds 36" x 50 yds 48" x 50 yds	White (4090) Yellow (4091) Red (4092) Blue (4095) Green (4097)
DG Fluorescent Colors 4080 Series - DG3 3980 Series - VIP	24" x 50 yds 30" x 50 yds 36" x 50 yds 48" x 50 yds	Yellow-Green (4083) (3983) Yellow (4081) (3981) Orange (4084)
VIP 3990 Series (Type IX)	6" x 50 yds 9" x 50 yds 24" x 50 yds 30" x 50 yds 36" x 50 yds 48" x 50 yds	White (3990) Yellow (3991) Red (3992) Blue (3995) Green (3997)
Fluorescent Orange 3924 Series (Type VIII)	24" x 50 yds 30" x 50 yds 36" x 50 yds 48" x 50 yds	Fluorescent Orange (3924)

NOTE: Other sizes available. Some colors and sizes may incur a \$25.00 Slit Fee.



3M™ Electro Cut™ Film



3M™ Electro Cut™ Film Series 1170 is a durable, transparent acrylic color film that allows traffic signs to be made on a computer plotter while maintaining the sheeting warranty.

Electro Cut Film Series 1170 & Premium Vinyl Series 7725-12			RSH (XXXX) (1850)	
Product	Common Sizes	Colors	COLOR	SIZE
EC Film Series 1170	18" x 50 yds 24" x 50 yds	Clear (1170) Yellow (1171) Red (1172)		
	30" x 50 yds 36" x 50 yds	Orange (1174) Blue (1175) Green (1177)		
	48" x 50 yds	Black (1178) Brown (1179)		
Black Premium Vinyl Series 7725-012	24" x 50 yds 30" x 50 yds	Black (7725-012)		
	36" x 50 yds 48" x 50 yds			

NOTE: Other sizes available.

Buy Reflective Sheeting by the Square Foot or Roll. - Call for Availability -



3M™ Protective Overlay Film



3M™ Premium Protective Overlay Film Series 1160 Premium is a durable, high-performance, solvent-resistant, transparent film with pressure sensitive adhesive which is applied as a protective overlay to signs made from 3M™ reflective sheetings.

Common types of defacement from vandalism can be cleaned from this film.

Product	Common Sizes	Colors
PREMIUM Protective Overlay Film Series 1160 with premask or 1160A w/o premask	12" x 50 yds	Clear (1160)
	18" x 50 yds	
	24" x 50 yds	
	30" x 50 yds	
	36" x 50 yds	
	48" x 50 yds	

NOTE: Other sizes available. Some colors and sizes may incur a \$25.00 Slit Fee.



Vinyl Graphic Films

One stop shop for all your vinyl and special effect film needs!



Find Application Tapes, Tools & Accessories on page 62

We carry all the products you need for a smooth application.



Transfer & Prespacing Tapes



3M™ Clear Transfer Tape (TPM-5)

For use with 3M Series 1170 electronic cuttable film, designed to be used to transfer prepositioned copy.

3M™ Prespacing Tape SCPS-2

This prespace tape is specially formulated for use with large format screen printed and electronically cut graphics to ease the application of small text.

Call for available sizes and details on Transfer and Pre-spacing tapes.

Application Tapes



Conform
SERIES With **RLA™**

Application Tape



R-Tape Conform Series Application Tape
100 Yard Rolls

Item #	Width
RSHZAC1026S	4.25"
RSHZAC1027S	6.5"
RSHZAC1028S	8.5"
RSHZAC1029S	12"
RSHZAC1030S	14"
RSHZAC1033S	24"
RSHZAC1034S	30"

The original high tack application tape that lays flat and sticks to the liner - resists tunneling, wrinkling, and edge curling! Excellent for ready-to-apply graphics.



The R-Tape Apli Tape Series

is available in White and Clear as well as a wide variety of sizes.

Other Sizes Available
Call for Quotation

R-Tape Apli Tape Series		
Item #	Width	
RSHZA1024S	2.25"	HI-TAC PAPER
RSHZA1025S	3.25"	
RSHZA1026S	4.25"	
RSHZA1027S	6.5"	
RSHZA1028S	8.5"	
RSHZA1029S	10.5"	
RSHZA1030S	12"	
RSHZA1031S	14"	
RSHZA1033S	24"	
RSHZA1034S	30"	
RSHZA1017S	6.5"	CLEAR
RSHZA1018105S	10.5"	
RSHZA101812S	12"	
RSHZA1021S	14"	
RSHZA1022S	24"	
RSHZA1022T30S	30"	
RSHZA1022T36S	36"	
RSHZA1022T48S	48"	

Application Tools

Application Fluids



RSHZTS0059
3M™ Gold Nylon Squeegee



RSHZTS1008
White Squeegee



RSHZT0015
1" Rivet Brush

RSHZT0016
3" Rivet Brush

RSHZT1006S
4" Roller

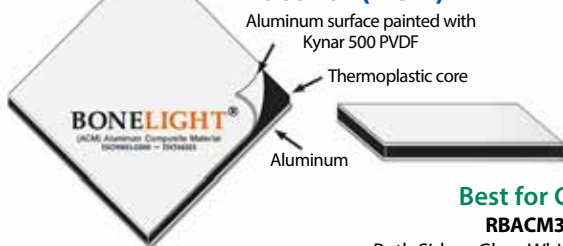


Item#	Description
Rapid-Tac Application Fluid	
RSHZ1003S	32oz. Bottle w/Sprayer
RSHZ1002S	1 Gallon Bottle
Adhesive Removal Formula	
RSHZ0414	32 oz. Bottle w/Sprayer
RSHZ0415	1 Gallon Bottle



ACM Sheets

Aluminum Composite Material (ACM)



Best for Commercial Graphics

RBACM3MM4896WHWH - 48" x 96"

Both Sides - Gloss White with PVC Protective Layer

Best for Temporary Traffic Construction Work Zone Signs

RBACM3MM4896WHAL - 48" x 96" | Side 1 - Matte White *WITHOUT* the PVC Protective Layer
Side 2 - Matte White *WITHOUT* the PVC Protective Layer

- ◆ 3mm **Aluminum Composite Material (ACM)** is made of two sheets of .021 Aluminum bonded to a thermoplastic core.
- ◆ ACM's flat rigid surface and weather resistance ensures long-term performance and durability.
- ◆ Use for indoor and outdoor applications.



Magnetics

Magnum Magnetics
Magnetic Material

- ◆ .030" Matte White
- ◆ Available by the sq ft or by the roll (24" x 25')



RSHMAG2425



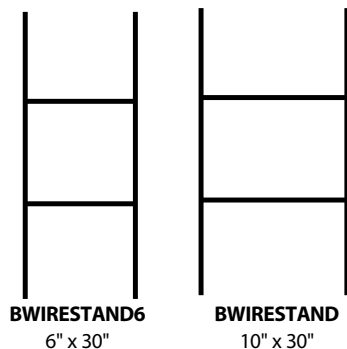
Plate Blanks

License
Plate Blanks

.025" Aluminum, 12" x 6",
painted White, rounded corners,
and slotted holes.

RBA0251206WWCT

Econo Wire Stand



Custom Cut Sheets
are Available

"Coroplast"
Corrugated Plastic
White Blanks
Please Specify Flute
Direction When Ordering

RBC4MM2418WH

24" x 18" Pre-Cut White Sheet

RBC4MM4896WH - 4MM White

RBC4MM4896BK - 4MM Black

RBC4MM4896YE - 4MM Yellow

BC10MM4896WH - 10MM White

48" x 96" Flat Sheets



Easy-Fold Plastic Signicade Stand

100% Plastic **Easy-Fold Sandwich Boards** are a great option for Temporary Signage with a molded-in handle, easy to use and portable. *Call today for your quote!*



Minicade®

Holds signs 12"W x 24"H

Dimensions: 36"H x 13"W

Weight: 10 lbs.

RPOTCSPLMCWH

Signicade®

Holds signs 24"W x 36"H

Dimensions: 45"H x 25"W

Weight: 18 lbs.

RPOTCSPLSCWH



- ◆ Available blank or pre-sheeted, single or double sided.
- ◆ Easily ADD Corrugated Plastic Blanks, for even more signage options and flexibility.
- ◆ Custom Legends available.
- ◆ Surface Should Be Heat Treated Before Direct Application Of Vinyl.
- ◆ May be internally ballasted with sand.



Banner Materials

Bandanna Banner by the Roll

- ◆ Laminated 11.5 oz. vinyl for indoor and outdoor use in 24 yard rolls.
- ◆ Cutting between the double grommets at 24" centers allow the user to "split the difference" with no waste!

Pre-Made Banners

- ◆ Laminated 13 oz. vinyl for indoor and outdoor use.
- ◆ Sewn on all 4 sides with nickel grommets in corners and every 2' both top and bottom.

More Banners Available
Call Us

Banner Materials

Item	Size	Colors	Type
RBB2210WH	22" x 24 yds	(WH)White	11.5 oz.
RBB3410WH	34" x 24 yds	(WH)White	11.5 oz.
RBB4610WH	46" x 24 yds	(WH)White	11.5 oz.



Banner Materials

Item	Size	Colors	Type
RBBN020613(XX)	2 ft x 6 ft	(WH) White, (BU) Blue, (YE) Yellow	13oz.
RBBN020813(XX)	2 ft x 8 ft	(WH) White, (YE) Yellow	13 oz.
RBBN021013WH	2 ft x 10 ft	(WH)White	13 oz.
RBBN030813(XX)	3 ft x 8 ft	(WH) White, (RE) Red, (BK) Black, (BU) Blue,(YE) Yellow	13 oz.
RBBN031013WH	3 ft x 10 ft	(WH)White	13 oz.



Custom
Shapes &
Sizes!

Custom Sign Blanks

Reflective Custom Blanks are Our Specialty

How many Business or Entrance Signs go Unnoticed?

We are your *Single Source* for Custom Signs and Blanks, as well as *ALL* your Traffic Sign needs.



Raw Materials Available

Bare Aluminum Blanks	.080 Aluminum
Engineer Grade Reflective	.063 Aluminum
High Intensity Reflective	.040 Aluminum
Diamond Grade Reflective	.100 Aluminum
VIP or DG3	.125 Aluminum
Fluorescent Prismatic Reflective	Corrugated Plastic
Painted blanks	3MM ACM .040 Aluminum .080 Aluminum
Computer Routed	Other substrates available by request

- ◆ We provide bare, sheeted or painted blank in Aluminum, Plastic or ACM cut to custom size and shape!
- ◆ Our team can add Text & Graphics with applied computer cut vinyl, -or- digital, thermal or screen printing.
- ◆ Prompt manufacturing and *fast* shipment.
- ◆ Sold by the square foot.


HELPFUL HINT: For little or no extra cost you can upgrade plywood or baked enamel signs to reflective .080 Aluminum. They will last longer and draw much more attention to the signs both day and night.

Die Cut Letters & Numbers

- ◆ All Characters are packaged in groups of 25 identical pieces.
- ◆ Combine Stock Packs for Quantity Discounts.
- ◆ Letters and Numbers are available in a full range of series, sizes, and materials.
- ◆ Letter and Number Sizes Available: 2", 3", 4", 5", 6", 7", 8" and 10"
- ◆ White High Intensity Prismatic, White Engineer Grade and Black Vinyl are available in pressure sensitive material.
- ◆ Other colors and materials are available but may be considered special order, call for details.
- ◆ Specify Size, Series, Material and Quantities when ordering.

Combine
for Quantity
Discounts

Parking Arrows



A4R

B Series

A4R

C Series

A4R

D Series

A4R

E Series

Aluminum Sheets

Alodined Aluminum Sheets

Item	Size	Gauge
BA06330120NN	30" x 120"	.063"
BA0634896NN	48" x 96"	.063"
RBA0804896H32	48" x 96"	.080"
RBA08048120H32	48" x 120"	.080"
BA10030120NN	30" x 120"	.100"
BA10036144NN	36" x 144"	.100"
BA1004896NN	48" x 96"	.100"
BA10048120NN	48" x 120"	.100"
BA10048144NN	48" x 144"	.100"
BA12530120NN	30" x 120"	.125"
BA12536144NN	36" x 144"	.125"
BA1254896NN	48" x 96"	.125"
BA12548120NN	48" x 120"	.125"
BA12548144NN	48" x 144"	.125"

Aluminum Sheets (painted White both sides)

Item	Size	Gauge
BA040BWH4896NN	48" x 96"	.040"
BA040BWH48120NN	48" x 120"	.040"
RBA0804896WWNN	48" x 96"	.080"

Alodined Aluminum Sheets

Gauges: .063" - .125"
Sizes: up to 48" x 144"

Painted Aluminum Sheets

Painted White Both Sides
Gauges: .040"
Sizes: up to 48" x 120"


*NOTE: Aluminum Sheets must ship motor freight.
Skid charge may apply*

.040" Aluminum Blanks

Pre-Cut .040" Painted Aluminum Blanks


Item	Size	Color
RBA0401218WWNN	12" x 18"	White/White
RBA0401824WWNN	18" x 24"	White/White
RBA0402436WWNN	24" x 36"	White/White
RBA0401007WWNN	10" x 7"	White/White
RBA0401007YYNN	10" x 7"	Yellow/White
RBA0401410WWNN	14" x 10"	White/White
RBA0401410YYNN	14" x 10"	Yellow/White
RBA0402014WWNN	20" x 14"	White/White
RBA0402014YYNN	20" x 14"	Yellow/White
BA040TRAFFIC	ADD 3/8" Holes for Post Mount	
BA040OSHA	ADD 3/16" Holes in Corners	

BLANKS



BLANKS
NO Radius
Corners
and NO Holes.

BLANKS are NOT punched or radiused.
You may add "Traffic" or "OSHA" style punch
and radius for a small fee.



TRAFFIC
Radius Corners
and 2 Holes.

All blanks come with
PVC protective film
on one side.



OSHA
Radius Corners
and 4 Holes.

Hole Punch & Radius Info

Standard Punch Holes

- 3/16" Screw, Nail Punch, or Wall Mount.
- 1/4" Screw or Fence Punch
- 3/8" Sign Post or Bolt Mount

Other Hole Sizes available by request.

Standard Radius Corners

3" Radius

1 1/2" Radius

3/4" Radius

ISS Punch

1/2" Radius

3/16" Hole

Also Available

3/16" Radius
1/2" Radius
5/8" Radius
1" Radius
1 7/8" Radius
2 1/4" Radius

Sheeted Aluminum Blanks

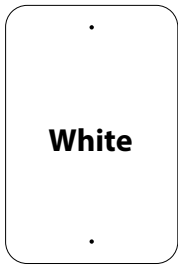



Use for
**Screen
Printing**
or with
**Overlay Film
or Vinyl**

- Standard reflective traffic sign blanks come with radius corners, .080" aluminum, 3/8" hole punch, and Alodine coating to meet Federal specifications.
- Standard street name sign blanks come with radius corners, .080" aluminum, NO hole punch, and Alodine coating to meet Federal specifications.
- Choose between High Intensity Prismatic (H) and Engineer Grade Prismatic (E) reflectives.
- Orange Diamonds may also be ordered with Fluorescent Orange 39245 Diamond Grade (D).
- Other shapes, colors, reflective types, and aluminum thicknesses are available. Call for a quote.

Examples of common uses
for reflective blanks.



Rectangles	w/Engineer Grade	w/HIP
 White BA080(X)WH(XXXX)R	Size	Size
	12x6R	12x6R
	12x9R	12x9R
	12x18R	12x18R
	18x12R	18x12R
	18x24R	18x24R
	24x12R	24x12R
	24x18R	24x18R
	24x30R	24x30R
	30x24R	30x24R
	30x36R	30x36R

Squares	
w/Engineer Grade	w/HIP
Size	Size
24x24S	24x24S
30x30S	30x30S
 White BA080(X)WH(XXXX)S	

When Ordering Blanks **REMEMBER** Specify Width first and Height second.


Diamonds

w/ HIP w/ Diamond Grade


Size	Size
24x24D	30x30D
30x30D	36x36D
36x36D	48x48D



Examples of
common uses
for reflective blanks.



BA080(X)YE(XXXX)D



BA080(X)OR(XXXX)D

Flat Blades

Sheeted Aluminum Street Name Blanks

Extruded Blades

w/Engineer Grade	w/HIP
Size	Size
6x18F	6x18F
6x24F	6x24F
6x30F	6x30F
6x36F	6x36F
6x42F	6x42F
6x48F	6x48F
9x24F	9x24F
9x30F	9x30F
9x36F	9x36F
9x42F	9x42F
9x48F	9x48F
9x54F	9x54F
9x60F	9x60F



BA080

BE090

All Reflective Street Name Sign
Blanks are Double Sided.
Call for quote on Single Sided.

Available Colors:
Blue, Green, Brown and White.

w/Engineer Grade	w/HIP
Size	Size
6x18E	6x18E
6x24E	6x24E
6x30E	6x30E
6x36E	6x36E
6x42E	6x42E
6x48E	6x48E
9x24E	9x24E
9x30E	9x30E
9x36E	9x36E
9x42E	9x42E
9x48E	9x48E
9x54E	9x54E
9x60E	9x60E

- ◆ Traffic sign blanks come with radius corners, .080" aluminum, 3/8" hole punch, and Alodine coating to meet Federal specifications.
- ◆ Other thicknesses, shapes, and sizes of aluminum are available. Call for a quote!

REMEMBER Specify Width first and Height second, When Ordering Any Blanks, *except* Street Name Sign Blanks. For Street Name Sign Blanks, specify Height first and Width second.



BA080(XXXX)R

Rectangle

Size

12X6R

12X18R

12X36R

18X12R

18X24R

21X15R

24X12R

24X18R

24X30R

30X24R

30X36R

36X12R

36X24R

1 POST

36X24R2

2 POST

48X24R


2 POST

48X30R

2 POST

48X60R

2 POST




BA080(XXXX)C

Circle

Size

30X30C

36X36C




BA080(XXXX)CRM

CRM

Size

24X24CRM



BA080(XXXX)D

Diamond

Size

24X24D

30X30D

36X36D

48X48D

2 POST



BA080(XXXX)S

Square

Size


18X18S

24X24S

30X30S

36X36S

1 POST



BA080(XXXX)I


Interstate Shield

Size

24X24I

30X24I

36X36I



BA080(XXXX)P

Pentagon

Size

30X30P

36X36P



BA080(XXXX)SNSR

6" Flat

Size

6X18F

6X24F

6X30F

6X36F

6X42F

6X48F

9" Flat

Size

9X24F

9X30F


9X36F

9X42F

9X48F

9X54F

9X60F



BE090(XXXX)N

6" Extruded

Size

6X18E

6X24E

6X30E

6X36E

6X42E

6X48E

9" Extruded

Size

9X24E

9X30E


9X36E

9X42E

9X48E

9X54E

9X60E



BA080(XXXX)T


Triangle

Size

30X30T

36X36T

36X48T



BA080(XXXX)O

Octagon

Size

24X24O


30X30O

36X36O




Border Blanks & Partially Finished Signs


We make a variety of border blanks made with (H) High Intensity Prismatic, and (D) VIP Diamond Grade on .080" aluminum. Most are in stock.




S1218BOBUWH(H/A)




S1218BOBKWH(H/A)
S1824BOBKWH(H/A)
S2430BOBKWH(H/A)



S1218BOREWH(H/A)
S1824BOREWH(H/A)




S1218BOGRWH(H/A)



S1218RBGRWH(H/A)



S1218RBBUWH(H/A)
S1824RBBUWH(H/A)



S1824BOBKYE(H/A)



S1218R71B(H/A)



S1218R83AB(H/A)



S1218R83AV(H/A)



S1824R21B(H/A)
S2430R21B(H/A)
S4860R21B(H/A)



S1818W131PB(H/A)



S2424BOBKWH(H/A)
S3030BOBKWH(H/A)



Other border blank/partially finished sign combinations available.

However, a minimum order of 5 identical pieces is required.

THESE ARE NOT COMBINABLE FOR QUANTITY DISCOUNTS.

Orange & Yellow Diamond border blanks made with (H) High Intensity Prismatic or (D) VIP Diamond Grade on .080" aluminum.



S3030BOBKOR(D)AC
S3636BOBKOR(D)AC
S4848BOBKOR(D)AC



S2424BOBKYE(H/A)
S3030BOBKYE(H/A)
S3636BOBKYE(H/A)



14" x 10" OSHA Sign Headers

OSHA signs are non-reflective painted finish on .040" aluminum (A) material.



ISS1410A1000



ISS1410A2000



ISS1410A3000



ISS1410A4000



ISS1410A5000

Fluorescent Orange Diamond Grade Signs

STOP Faces



SNON6024G201BDAC



10" E Series
S2424W131PBDAC



SPL1233W42STRDAC
Straight Line Plaque
For W4-2



7" D Series
S4848W201FDAC



Border Blank
S3636BOBKORDAC
S4848BOBKORDAC



Double Pavement
Transition
S4848W42DDAC



48"X 16" Plaque
for 48" X 60"
Speed Limit Sign
BA080DOR4816BM



S4848W205B1MDAC



S4848W205B5MDAC



S4848W205B15DAC



Double Faced
SPL2007W205RLDA



Minimum order of 5 identical faces required.

Stop Faces

w/ High Intensity Prismatic

Size

FNON2424R11HP

F3030R11HP

w/ Engineer Prismatic

Size

FNON2424R11EP

F3030R11EP



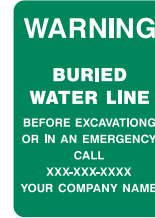
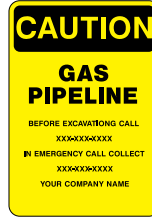
OSHA Safety Signs

See pages 74-75. OSHA headers may also be incorporated into underground notification signs as shown to the right.

Utility Signs & Marking Products

Examples of the many options available are shown on this page.

Call a customer service specialist to get a customized quote and more details.



Flexible & Enhanced Markers plus Decals

Page 104 or call for details.



More Work Zone Safety Products including Rigid and Roll-up Signs and Stands are also available for all types of utility crews.

Pages 87-89



Sign Stand and Signs

Page 88



Traffic Cones

Page 78



Safety Vests

Page 85



Stenciling Available



Type I & II Barricades

Pages 80-83



Hand Paddles

Pages 90-91



Rust Tough® Utili-Coat Paint

Call for details.



APWA Detectable Underground Warning Tape

Call for details.



Surveyor's Marking Tape

Call for details.



Marking Flags

Page 95



Inverted Marking Paints & Wands

Page 95



Call Us for a Quote.

Custom
Designs,
Shapes &
Sizes!

Reflective Custom

NEW
ITEM

All NEW Special Legend Signs Available

Non-Standard Traffic



The most common type of Custom Sign we manufacture is the

Non-Standard Traffic Sign.

These are signs that have custom artwork or legends but are printed on a standard reflective blank.

Utility Signs




We produce a full line of **Utility Signs** and marking products for the utility industry.

Mass Transit




We produce a full line of signage and route numbering products for **Mass Transit** systems.

Municipal Decals



DM(C10)(M)(A)
DM(C14)(M)(A)
DM(C18)(M)(A)

CIRCLE:
10" • 14" • 18"



DM(Q11508)(M)(A)
DM(Q16115)(M)(A)
SQUARED OVAL:
11½" X 8" • 16" X 11½"

We suggest choosing color combinations that provide excellent color contrast, such as the options shown on this page.



Common Center Legends:

ROAD DEPT.
SANITARY DEPT.
UTILITY DEPT.
WATER DEPT.



Municipal Decal Order Checklist

Shape & Size

- ☐ (C10) 10" Circle
- ☐ (C14) 14" Circle
- ☐ (C18) 18" Circle
- ☐ (Q11508) 11½" X 8" Squared Oval
- ☐ (Q16115) 16" X 11½" Squared Oval

Material (M)

- ☐ (N) Non-Reflective Vinyl
- ☐ (E) Engineer Grade Reflective

Adhesion (A)

- ☐ (P) Decal ☐ (M) Magnetic

Background Color

- ☐ White ☐ Yellow ☐ Orange
- ☐ Blue ☐ Green ☐ Red

Lettering Color (Outer Legend)

- ☐ Blue ☐ Green
- ☐ Red ☐ Black ☐ White

Legend

Center Legend _____

Outer Legend _____

Custom Signs for Every Need.

Signs are Our Specialty

Reflective • Routed




Reflective Material on Routed Aluminum Shape is a unique way to personalize your business signage.

Decals



Decals are very popular for business, clubs, fund-raisers or just for fun!! Available in numerous material types and sizes.

Magnetic Decals



Magnetic Material can be used to make Business Cards, Mini Magnets, Calendars, Picture Frames, Car Door Signs and More.

Banners



Banners for any and every occasion! Available in a variety of sizes and colors, including 4 Color Process Digital Printing.

License Plates



Personalized License Plates made from your choice of aluminum, polyethylene or 6-Ply all-weather card. Car Plate Frames are also available.

Real Estate



A variety of products are available for Real Estate Companies including Yard Signs, Banners, Magnetics and Decals.

Sand Blasted Signs



Sand Blasted Signs made with High Density Foam Board with Ornamental Iron Frame.

Security Signs



Security Signs are made of aluminum or polyethylene. Matching window decals and aluminum stakes are also available.

Political Products



Our Political Products Include Yard Signs, Mini-Billboards, Bumper Stickers, Badges, Door Knob Hangers, And Rally Signs

School Zone Signs

All NEW Special Legends available for School Zone Signs.



NEW SPECIAL LEGENDS



S1218R7321(H)A



S1218R7304(H)A



S1218R7217(H)A



S1218R7360(H)A




S1218R7309(H)A



S1218R7323(H)A



S2430S52(H)A



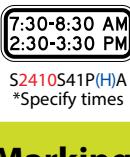
S2430S53(H)A



S2430R210(H)A



S2418R26P(H)A



S2430R211(H)A



S2410S41P(H)A

*Specify times

STOP/STOP School Crossing Hand Paddles

SHP1818ST040(X)NH - 18" x 18" .040" Aluminum Paddle Head
Sheeting (X): (B) Non-Reflective | (E) Engineer Grade Prismatic
(D) VIP Diamond Grade | (H) High Intensity Prismatic

Handle **HPHANDLE10** 10" Galvanized Steel Conduit (Sold Separately)
Vynafoam Grip **HPZFOAMGRIP** (Sold Separately)



Replacement Requirements*

Damaged or missing school zone signs should be replaced or repaired *within 3 working days* of the agency having notice of them missing, down or damaged. Some signs may warrant faster replacement based on nature of sign. *Maintenance of Signs and Sign Support: FHWA-SA-09-025

Are Your Signs Bright Enough?

School Zone Signs MUST be Fluorescent Yellow-Green Diamond Grade. To stay in compliance with the MUTCD, we recommend using: **3M[®] FYG Diamond Grade** for all **School Zone Signs** for the best overall value and warranty included.

Fluorescent Yellow Green DG (FYG)



S2410S44P(H)A



S2410S46P(H)A



S2410S42P(H)A



S1236R16AHDAG S1236R16HDAG



S3030S11DAG
S3636S11DAG



S2418W162PDAG
S3024W162PDAG
*Specify FEET



S3030S45(X)DAG
S3636S45(X)DAG
S3030S45(X)HDAG
S3636S45(X)HDAG
*Specify Speed



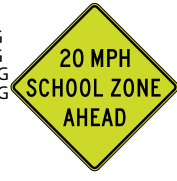
S2408S43PDAG



S3030S31DAG
S3636S31DAG



S3030S32DAG
S3636S32DAG



S3030S45A(X)DAG
S3636S45A(X)DAG
*Specify Speed



S2412W169PDAG
S3018W169PDAG



S2412W165PDAG
S3018W165PDAG



S2412S47PDAG
S3018S47PDAG



S2412W167PRDAG
S3018W167PRDAG



S2412W167PLDAG
S3018W167PLDAG

Athletic Marking Paint & Stencils



Athletic Marking Paints and Stencils available in standard and custom legends for all your traffic, parking lot, playground, and athletic field needs. **Pages 95-101**




Stickers, Decals & Tags

Bumper Stickers, Parking Permits, Polyester Decals & Vinyl Decals

Available in many standard colors and sizes with customized graphics for your school or college.



Property Signs



S1824PC200(H)A



S1218S36(H)A



S1218PC250(H)A



S1218PC236(H)A



S1824PC230(H)A



S1824PC235(H)A



All NEW Special Legends available for School Zone Signs.

Blinker Beacons™

Vertically Mounted Dual Solar Flashing LED Beacons

- ◆ Adds visibility
- ◆ Solar Powered, no electric bills, virtually maintenance free
- ◆ Low cost installation (no trenching or wiring)
- ◆ Patented Auto Bright™ circuitry automatically adjusts brightness levels, maintaining optimal LED output and extending battery life



NEW SPECIAL LEGENDS



In-Street Pedestrian Crosswalk Signage



- Quickly grabs motorists' attention and alerts them to pedestrians in crosswalk.
- Utilizes Highly Visible, Reflective Diamond Grade Fluorescent Yellow Green sheeting *plus* FYG posts.
- 12" x 36" Yield to Pedestrian -or- Stop for Pedestrian signs are constructed of durable plastic.

52" X-Tube Rigid Upright with Sign

PART #	LEGEND
RPOFPIPX50WHTSS603	YIELD to Ped - Double Faced
RPOFPIPX50WHTSS602	YIELD to Ped - Single Faced
RPOFPIPX50WHTSS605	STOP for Ped - Double Faced
RPOFPIPX50WHTSS604	STOP for Ped - Single Faced

Choose Sign from above to use with the Yeti Base

RPOFZPXTUBEASEYETI	"The Yeti" 40# Portable Base
RPOFZPXTUBEASE800QR	Quick Release Pin for 1.75" X-Tube Post



Children and other pedestrians are at risk when crossing the street every single day.

42" EFX FYG Flexible Safety Post with Sign

PART #	LEGEND
RPOFPIPF342FLGFX613	YIELD to Ped - Double Faced
RPOFPIPF342FLGFX612	YIELD to Ped - Single Faced
RPOFPIPF342FLGFX615	STOP for Ped - Double Faced
RPOFPIPF342FLGFX614	STOP for Ped - Single Faced

Choose Sign from above to use with the Banana Base or Fixed Base

RPOFZPBANANANA	35# Portable Banana Base
RPOFZPFG300BAFYG	Fixed Base
RHSMSCA3840	Asphalt Anchor Bolt
RHSMSCA3825	Concrete Anchor Bolt
RPOFZPFG300XPINS	Post Pins (Box of 50)

The 300 FYG Fixed Base for fixed installations where the post and base will remain on the road surface for an extended period of time.

Bases are constructed of a UV stable, high impact plastic. Safety posts are mounted to the base with two nylon locking pins. Bases are secured to the roadway with either epoxy or bolts.



In-Street Pedestrian Crosswalk Signage



In-Street Pedestrian Crosswalk Signage provides enhanced conspicuity at un-signalized intersections in order to alert motorists to local laws concerning yielding to or stopping for pedestrians in crosswalks.



FEATURES exclusive patented, anti-twist reactive spring system.



The One Base and Recessed Base only attach to quick release post types.



Quick Release Mounting Style Post w/Sign

PART #	Legend	Sign Faces
RPOFPIPDSTDQ	STOP for Ped	Double Faced
RPOFPIPDYDDQ	YIELD to Ped	Double Faced
RPOFPIPDYDSQ	YIELD to Ped	Single Faced
RPOFPIPSSTDQ	(SCHOOL) STOP for Ped	Double Faced
RPOFPIPSYDDQ	(SCHOOL) YIELD to Ped	Double Faced
RPOFPIPSYDSQ	(SCHOOL) YIELD to Ped	Single Faced

Choose Sign from above to use with a Base below

PART #	Description
RPOFZIQRFBASEBK	Quick Release Base - Surface Mount
RPOFZIRBHPQR	Recessed Base - High Profile for Asphalt
RPOFZIRBLPQR	Recessed Base - Low Profile for Concrete
RPOFZIQRPBASE	Portable One Base - 100% Recycled Rubber
RPOFZIQRPIN	Quick Release Replacement Pin

Fixed Mounting Style Post w/Sign

PART #	Legend	Signs Faces
RPOFPIPDSTDF	STOP for Ped	Double Faced
RPOFPIPDSTSF	STOP for Ped	Single Faced
RPOFPIPDYDDF	YIELD to Ped	Double Faced
RPOFPIPDYDSF	YIELD to Ped	Single Faced
RPOFPIPSSTDF	(SCHOOL) STOP for Ped	Double Faced
RPOFPIPSYDDF	(SCHOOL) YIELD to Ped	Double Faced

Choose Sign from above to use with a Base below

PART #	Description
RPOFZISMFBK	Fixed Base - Surface Mount
RHSMLS12	Anchor Kit with 4 lag screws (installs 1 base)

Ped-in-a-Bag®

PART #	Legend	Signs Faces
RPOFPIPSZSTD	(SCHOOL) STOP for Ped	Double Faced
RPOFPIPSZYDD	(SCHOOL) Yield to Ped	Double Faced
RPOFZIQRPBASEL	Lightweight base for ped-in-a-bag (base and top sold separately)	

Portable School Zone Signage

Easy Fold Sandwich Boards

Find a full line of standard options on page 83 (below right) and custom options on page 63 (below left).



Ped-in-a-Bag®



























Lightweight, portable pedestrian sign on the Lightweight Base designed for use by school crossing guards. Features anti-twist reactive spring system. Includes Storage Bag.



Facility Signs



Made from .040" aluminum with a non-reflective finish, and corner holes for wall mount.

 ISS0710A230	 ISS0710A231	 ISS0710A232	 ISS0710A233	 ISS0710A234	 ISS0710A235	 ISS0710A220	 ISS1014A211
 ISS1410A225	 ISS1410A226	 ISS1410A227	 ISS0424A215			 ISS0424A216	 ISS0424A217
 ISS1410A204	 ISS1410A205	 ISS1410A206	 ISS1410A203	 ISS0424A215			 ISS0424A216
 ISS1410A207	 ISS1410A200	 ISS1410A201	 ISS1410A202	 ISS0424A215			 ISS0424A216

Made from .040" aluminum with a non-reflective finish, and 6 pre-punched holes included.

 ISS2014AP401	 ISS2014AP402	 ISS2014AP403	 ISS2014AP404	 ISS2014AP405	 ISS2014AP406	 ISS2014AP407
 ISS2014AP408	 ISS2014AP409	 ISS2014AP410	 ISS2014AP411	 ISS2014AP412	 ISS2014AP413	 ISS2014AP414
 ISS2014AP415	 ISS2014AP416	 ISS2014AP417	 ISS2014AP418	 ISS2014AP419	 ISS2014AP420	 ISS2014AP421

Floor Truss & FDC Signs



All NEW Special Legends available for Jobsite, Building & Facility Signs.

Powerline Signs

Made from .080" aluminum with Reflective Sheeting, and 2 holes for wall or post mount.

 ISSFTRR1206HA	 ISSFDCS0101812HA	 ISSFDCS0201812HA	 ISSFDCS0301812HA	 ISSFDCS0401812HA	 ISSFDCS0801818HA	 ISSJHEO1003030HA	 ISSJHEO1103030HA
 ISSFTRR1206HA	 ISSFDCS0102418HA	 ISSFDCS0202418HA	 ISSFDCS0302418HA	 ISSFDCS0402418HA	 ISSJHEO1003636HA	 ISSJHEO1003636HA	 ISSJHEO1103636HA
 ISSFTRF1206HA	 ISSFDCS0501812HA	 ISSFDCS0601812HA	 ISSFDCS0011812HA	 ISSFDCS0701812HA	 ISSJHEO2003636(3/D)AC	 ISSJHEO2004848(3/D)AC	 ISSJHEO1603030HA



14" x 10" OSHA Signs

OSHA signs are available on non-reflective .040" aluminum (A) or stick on decal (S) material.



ISS1410 (A or S) 1(XXXX)



ISS1410(A or S) 2(XXXX)



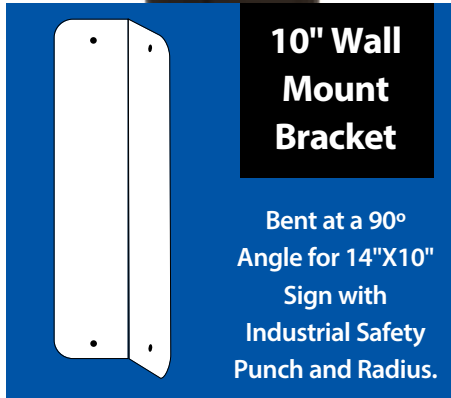
ISS1410(A or S) 3(XXXX)



ISS1410 (A or S) 4 (XXXX)



ISS1410 (A or S) 5(XXXX)



POSTED No Trespassing Signs



Product Code Explanation

ISS 1410 X # XXXX

- ISS**: Industrial Safety Code
- 1410**: 14" x 10" sign
- X**: 7" x 10" & 20" x 14" also available
- #**: Choose Header 1, 2, 3, 4, or 5 Specify when ordering
- XXXX**: Legend Code 79 available

A - .040" Non-Reflective Aluminum
S - Vinyl Stick on Decal

Match a Header above with a Legend below:

Code	Legend	Code	Legend
0010	ACETYLENE	0420	HOT
0020	ACID	0430	KEEP AISLES CLEAR
0030	AMMONIA	0440	KEEP GATE CLOSED
0040	ASBESTOS - CANCER & LUNG DISEASE HAZARD - AUTHORIZED PERSONNEL ONLY - RESPIRATORS & PROTECTIVE CLOTHING	0450	KEEP THIS AREA CLEAN
0050	AUTHORIZED PERSONNEL ONLY	0460	KEEP THIS DOOR CLOSED
0060	BE CAREFUL	0470	KEEP THIS PLACE CLEAN AND ORDERLY
0070	BURIED CABLE	0480	LOW HEADROOM
0080	CAUSTIC	0490	NO ADMITTANCE
0090	CHEMICAL STORAGE AREA, KEEP OUT	0500	NON-POTABLE WATER - NOT FOR DRINKING OR COOKING USE
0110	CHLORINE	0510	NO SMOKING
0120	CONSTRUCTION AREA	0520	NO SMOKING BEYOND THIS POINT
0130	CRANE WORKING OVERHEAD	0530	NO SMOKING MATCHES OR OPEN FLAME
0140	DIESEL FUEL	0540	NO SMOKING OXYGEN IN USE
0150	DO NOT BLOCK DOOR	0550	NO TRESPASSING
0160	DO NOT ENTER	0560	OPEN HOLE
0170	DO NOT ENTER UNLESS WEARING SAFETY EQUIPMENT	0570	OPEN PIT
0180	DO NOT LIFT MORE THAN YOU ARE ABLE	0580	OUT OF ORDER
0190	DO NOT OPERATE MACHINERY WITHOUT GUARDS	0590	POISON
0200	EAR PROTECTION REQUIRED BEYOND THIS POINT	0600	POISON GAS
0210	EAR PROTECTION REQUIRED IN THIS AREA	0610	REPORT ALL ACCIDENTS NO MATTER HOW SMALL TO YOUR FOREMAN
0220	EMERGENCY SHOWER	0620	REPORT ALL UNSAFE CONDITIONS TO YOUR FOREMAN
0230	EMERGENCY SHOWER/EYEWASH	0630	RESPIRATORS REQUIRED IN THIS AREA
0240	EXPLOSIVE GAS NO SMOKING	0640	RESTRICTED AREA
0250	EXPLOSIVES	0650	SLIPPERY WHEN WET
0260	EYE AND EAR PROTECTION MUST BE WORN IN THIS AREA	0660	STEP DOWN
0270	EYE PROTECTION REQUIRED BEYOND THIS POINT	0670	STEP UP
0280	EYE PROTECTION REQUIRED IN THIS AREA	0680	SULFURIC ACID
0290	EYEWASH FOUNTAIN HERE	0690	THE SAFE WAY IS THE BEST WAY
0300	FLAMMABLE	0700	THERE IS NO SUBSTITUTE FOR SAFETY
0310	FLAMMABLE GAS	0710	THIS MACHINE STARTS AUTOMATICALLY
0320	FLAMMABLE LIQUIDS	0720	USE HANDRAIL
0330	FLAMMABLE MATERIAL NO SMOKING	0730	WALK, DON'T RUN
0340	FLOOR SLIPPERY WHEN WET	0740	WATCH OUT FOR FORKLIFT TRUCKS
0350	FOOT PROTECTION REQUIRED BEYOND THIS POINT	0750	WATCH YOUR STEP
0360	GASOLINE	0760	WEAR GOGGLES, RUBBER GLOVES, AND APRON WHILE HANDLING ACIDS OR CAUSTICS
0370	HARD HAT AREA	0770	WEAR GOGGLES WHILE USING THIS MACHINE
0380	HARD HAT PROTECTION REQUIRED BEYOND THIS POINT	0780	WET FLOOR
0390	HAZARDOUS MATERIAL STORAGE AREA	0790	WHEELS MUST BE CHOCKED WHEN LOADING OR UNLOADING
0400	HIGH PRESSURE GAS LINE		
220	HIGH VOLTAGE		
0410	HIGH VOLTAGE KEEP OUT		

79 STANDARD LEGENDS AVAILABLE

Incident Management Kits

RSPIMKIT(XX) Kit Includes:

- ◆ Wrap and Roll MDI Compact Sign Stand
- ◆ Fluorescent Pink Compact Sign (Ribs included) with ACCIDENT AHEAD Legend in (36) 36" -or- (48) 48" kit is suitable for all roadways including interstates.
- ◆ 5-Point Breakaway Lime XL Economy Vest
- ◆ 6.5" x 4" Red Highway Road LED Flare
- ◆ 14" Red Traffic Baton ◆ Storage Bag for Kit



Add Collapsible Cones to IM Kit

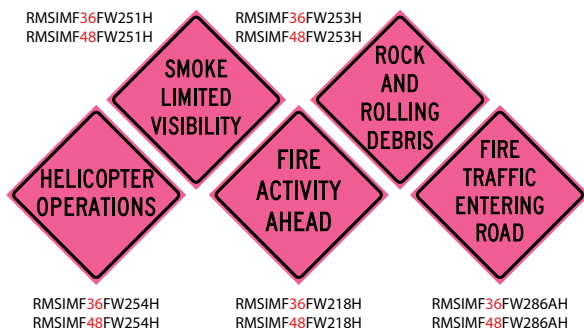
(Set of 5) **Collapsible Cones** are MUTCD compliant and includes a heavy-duty storage bag.

RSPCC28RCOLLAPSE5PK

Roll-Up Signs for Forest Service

USDA Forest Service roll-up signs are available in Pink Reflective. Source: Sign & Poster Guidelines for Forest Service (2013). May be used by jurisdictions other than USDA Forest Service as well. Ribs sold separately. *Artwork charges may apply.*

Available in 36"x36" (36) and 48"x48" (48) sizes with vinyl pockets.



Call for a Customized Quote

END FIRE ACTIVITY

RMSIMF3618FG205H

FIRE INFORMATION

RMSIMF5436FG219H

FIRE INFORMATION AHEAD

RMSIMF5436FG218H

Part #	Roll-Up Sign Ribs Size
RMSR36	36" Ribs
RMSR48	48" Ribs
RMSR36TCR36	36" Heavy Duty Ribs
RMSR48TCR48	48" Heavy Duty Ribs
RMSR3618	36" x 18" Ribs
RMSR3624	36" x 24" Ribs
RMSR5436	54" x 36" Ribs

WASH AREA

RMSIMF3624FG213H

DIP SITE

RMSIMF3624FG217H

HELIBASE

RMSIMF3624FG215H

FUEL

RMSIMF3624FG216H

FILL SITE

RMSIMF3624FG217AH

SPIKE CAMP

RMSIMF3636FG211BH

INCIDENT BASE AHEAD

RMSIMF3636FG211AH

INCIDENT BASE

RMSIMF3636FG211H

STAGING AREA

RMSIMF3636FG214H

MANAGED BURN

RMSIMF3636FG2111H

Traffic Batons

Batons are Weather Resistant

Batteries last up to 100 hours.

LED lights visible up to 3,000 yards away & last over 100,000 hours.



14" Long Baton Red RSAGFXG410RE

- ◆ 3 Functions: red flashing, warning, and steady
- ◆ Requires 2 X C batteries (not included)

15" Long Baton Red RSAGFXG411TWRE

- ◆ 4 Functions: white flashlight, white flashlight with red flashing, and red flashing/steady
- ◆ Requires 2 X D batteries (not included)



21" Long Traffic Baton Red/Green/Blue RSAGFXG408RGB

- ◆ 6 Functions: flashing and steady in red, green & blue
- ◆ Requires 3 X C batteries (not included)

5-Point Breakaway Vests

3rd Party Certified – Meets ANSI/ISEA 207-2006

Class 3 Type R Standards



Premium 5-P Vest
RSAGV35PBLSSZM(XX)N - Lime

Specify Size (XX): (ML) fits M-L, (XL2X) fits XL-2XL, (3X5X) fits 3XL-5XL

3rd Party Certified – Meets ANSI/ISEA 107-2015 Class 2 Standards, NFPA Standards for Fire Trucks and MUTCD Standards for Flaggers



Economy 5-P Vest
RSAGV5E(XX)SSZM(XX)N

5-Point Breakaway Vests are an excellent choice for extreme work environments around moving machinery and equipment to prevent pulling workers into hazards. Choose an Economy 5-Point Vest or Premium 5-Point Vest in Lime or Orange.

Colors (X): (L) Lime, (O) Orange
Sizes (XX): (L), (XL), (2X)



Premium 5-P Vest
RSAGV5P(X)SSZM(XX)N

Are your First Responders Compliant?

The NFPA (National Fire Protection Agency) requires that all fire trucks shall carry one 5-Point Breakaway ANSI/ISEA 201 Class 2 Vest for each seating position on the truck.

Storage Bags

Storage Bags
for 2 (two) Standard
Roll-Up Signs with Ribs.
Specify Size when Ordering.



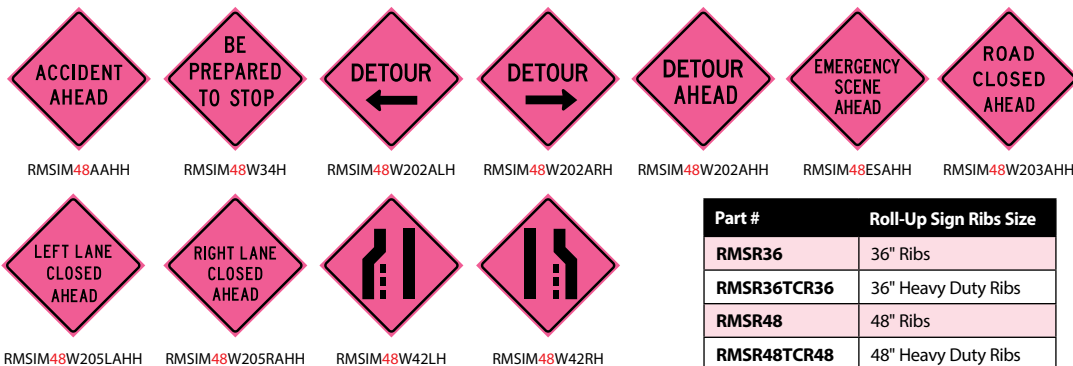
RMSHD36
RMSHD48

Roll-up Sign Legends shown on *page 87* are also
available in the fluorescent pink reflective material.
Artwork charges may apply. Call for details and a customized quote.

Pink Reflective is the approved MUTCD
color material for all Incident Management areas.

Standard Roll-Up Signs

Standard Roll-Up Signs are available in many legends. Quick Ship legends shown. Ribs sold separately.



Part #	Roll-Up Sign Ribs Size
RMSR36	36" Ribs
RMSR36TCR36	36" Heavy Duty Ribs
RMSR48	48" Ribs
RMSR48TCR48	48" Heavy Duty Ribs

Folding Flag Assembly
for use with any
Roll-Up Sign with Ribs.
(2) two 18" flags
included.



RMSZFFA2

Compact Sign System

The MDI System that is a completely self-contained sign system that deploys quickly for greater safety and efficiency in traffic incident management areas. This system is ideal for storing in police and fire vehicles. Add Carry Cases to protect your Stand and Signs during storage for longer product life.



RPOTCS23612DLK

From Stored to Fully Deployed in Seconds

The patented MDI Compact® Sign system features sign faces that have hinged, integrated cross bracing with a single trigger release mechanism for rapid deployment and take-down. When the incident is terminated, the MDI Compact® Sign and cross brace folds down and wraps around undeployed sign stand for easy storage.

Wrap & Roll System

MDI Compact® Roll-Up sign combines with a Traffic Master® sign stand.

Storage Bags

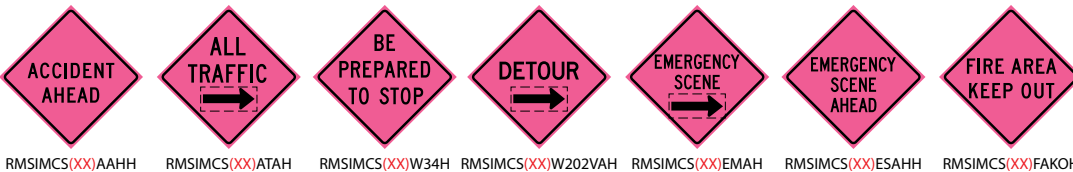
Storage Bags for
MDI Compact System
or Compact Roll-Up Signs.



RMSHD48CSSB
For Compact
System
Only

RMSHD48CSB
For Compact Signs Only

Compact Roll-Up Signs



Compact Roll-Up Signs come pre-installed with hinged, integrated
cross bracing to work in conjunction with the MDI Compact Sign System.

Arrows provided as overlay patch may be turned as needed. Roll-up sign sizes (XX) : (36) 36" or (48) 48"



RSPCC42PWOH46
Standard

Watchtower Cone



- ◆ 42" tall (46.25" with handle)
- ◆ Stack up to 20% more on your truck with new compact nesting design.
- ◆ Strong, ergonomic handle speeds placement on job, as it fits two hands which makes lifting with base easier. Also, it's easy to string caution tape through handles.
- ◆ Recessed area protects sheeting.
- ◆ Accepts same bases as our Navicade™ delineator which can reduce your base inventory. 10, 16, or 30 lb. recycled rubber bases available.
- ◆ Customize with your company name or logo
- ◆ NCHRP-350 Accepted, Meets MUTCD Standards

Specifications	Standard	Additional Options Available
Body Color	Orange	NONE
Stripe Width	1 each of 4" & 6" HIP	2 each 4" White & 4" Orange -or- 2 each 4" White
Stripe Color	White	Alternating Orange & White
Reflectivity	HIP	NONE -or- DG
Base	16 lbs Rubber	10 lbs. or 30 lbs.

RSPCTPO42D3
Standard



Open Top Delineator



- ◆ Quick and easy set-up
- ◆ Reflective Bands, 2 each - 3" or 4" wide
- ◆ Flange on bottom grabs base for tight fit, 5.375" diameter
- ◆ Post Diameter: 4"
- ◆ Recycled rubber bases: 8 lbs, 10 lbs, 12 lbs, and 18 lbs
- ◆ 2 Sizes: 42" H - weight 1.7 lbs
28" H - weight 1.1 lbs
- ◆ NCHRP-350/MASH Accepted and Meets MUTCD Standards

Specifications	Standard	Additional Options Available
Height/Weight	42" / 1.7 lbs	28" / 1.1 lbs
Reflectivity	ENG	NONE -or- HIP -or- DG
Band (Stripe Width)	2 each - 3"	2 each - 4"
Base	8 lbs	10 lbs, 12 lbs, 18 lbs
Handle	NONE	Upgrade to the Knob-Top Delineator

Available Bases
RSPCTPBZ(XX)
(08) 8 lbs | (10) 10 lbs
(12) 12 lbs | (18) 18 lbs

Gemstone™ Vertical Panel



RSPCV08244ORE
Standard

- ◆ Oversized handle with comfort grip
- ◆ Designed to withstand repeated impacts with minimal damage to vehicles or unit
- ◆ Recessed panel protects reflective sheeting, 8"W x 24" H, 34" H, OR 36" H
- ◆ Flashing light mounting receptacle
- ◆ Available in orange and white
- ◆ Solid recycled rubber bases with carrying handles come in two sizes: 20 lbs. and 30 lbs.
- ◆ Size: 15.4"W x 45"H Weight: 4 lbs.
- ◆ NCHRP-350 Accepted and Meets MUTCD Standards



RSPCVZBASE20
20 lb. base



RSPCVZBASE30
30 lb. base



The handle is easy to grab even with the light attached



Sidewall design adds strength and durability

Specifications	Standard	Additional Options Available
Color	Orange	White
Reflective Area	8" x 24"	8" x 34"-or- 8" x 36"
Stripe Size	4" for 8" x 24", 6" for 8" x 34" and 8" x 36"	4" for 8" x 34" and 8" x 36"
Reflectivity	ENG	HIP -or- DG
Base	20 lbs	30 lbs
Stencil	NONE	Name or Logo on Plastic Panel or Molded into Base



RSPCTJM42HN(XX)

Black (BK) | Lime (LI) | Green (GR) | Blue (BU) | White (WH) | Yellow (YE) | Red (RE)

Colored Dome-Top Delineators

- ◆ Designed to look like a bollard, they are perfect for hotels, schools, churches, parking lots, valet parking and more! Beautiful rich color options make the uses for these delineators endless.
- ◆ Made of a special LDPE formula, these Delineators are strong where you need them to be and flexible enough to bounce back from tough impacts.
- ◆ Recycled rubber bases: 8 lbs or 12 lbs, SOLD separately.
- ◆ Easy set up and take down. An affordable option to help with vehicle and crowd control. Works in conjunction with Cone Bars.
- ◆ Bases are re-vulcanized rubber and have a nice clean look.
- ◆ Tubes have UV stabilizers to ensure they hold their color in the harshest conditions
- ◆ 3M Prismatic reflective sheeting.



Available Bases
RSPCTJZB(XX)
(08) 8 lbs | (12) 12 lbs



Specifications	Quick SHIP	Additional Options Available
Height	42"	42"
Reflectivity	HIP	NONE -or- ENG -or- DG
Band (Stripe Width)	2 Each - 3"	NONE
Rubber Base	8 lbs	12 lbs
Color	Black and Lime	Red, Yellow, Blue, White, Green

Barrier Tapes



RSP710(X)



- ◆ 3 mil : 3" x 1000' Poly barrier tape provides warning of temporary safety hazard
- ◆ Economical, strong, and disposable
- ◆ Legends (X):
(A) Caution Caution
(B) Police Line Do Not Cross
(F) Caution Do Not Enter
- ◆ Other sizes and legends available

Channelizers



Knob-Top 4" Delineator

- ◆ Height 45" x Width 4"
- ◆ Knob Top for easy handling
- ◆ Accepts cone bars
- ◆ Caution tape wraps around knob
- ◆ Support rings around reflective bands for added tape protection
- ◆ Made from low density polyethylene Fluorescent Orange plastic
- ◆ 8 lb. base is standard and included in price, other sizes available upon request.

RSPCTJK42H08



Channelizer Cone

- ◆ Plasticade Navicade Brand
- ◆ High Density Polyethylene
- ◆ 4 - 6" Tall High Intensity Orange and White Reflective stripes
- ◆ 3 lbs. / 49.25" H x 7.6" W
- ◆ 16 lb. Recycled rubber base included in 6" HIP version.
- ◆ Unique handle is easy to grab even with flashing light or sign attached
- ◆ Stackable with or without base for easy transportation or storage
- ◆ Molded-in holes for mounting lights and signs
- ◆ NCHRP-350/MASH Accepted and Meets MUTCD Standards

RSPCC42NH4616
16 lb. base



30 lb. base (below)

Specifications	Standard	Additional Options Available
Stripe Width	4 Each - 6"	4 Each - 4" -or- 1 Each - 4" and 6"
Reflectivity	HIP	DG -or- DG/HIP Combo -or- ENG
Base	16 lbs.	30 lbs.
Stencil	NONE	Name or Logo Molded into Base

Channelizer Commander™ Traffic Drums



RSPCD100HI46
RSPCD100ZBTIRE

New Power Dome Handle:
gentle slope of dome merges with handle

New Light Mounting Design: light easily turns for stacking



New Tire Locking Ring Design:
Inhibits movement of drum on road surface; textured skirt increases friction and grabs tire; anti-roll design, flat sections on two sides

- ◆ Available in High and Low Density Polyethylene
- ◆ Five Tier Design with (2) 6" Tall Orange and (2) 6" Tall White High Intensity Reflective Stripes
- ◆ 8 lbs. | 39.7"H x 23.5"W
- ◆ NCHRP-350 Accepted/Meets MUTCD Standards

Specifications	Standard	Additional Options Available
Stripe Width	(2) 6" Orange / (2) 6" White	(2) 4" Orange / (2) 4" White
Reflectivity	HIP	DG -or- ENG
Density	HIGH	LOW
Base	Tire Ring	Also available in version compatible with Snap On Rubber Base
Stencil	NONE	Molded in Name or Logo

Type I & II Barricades



TYPE I - Standard
RSPB1PMP1WHE0806



TYPE II - Standard
RSPB1PMP2WHE0808



Purchase barricades fully assembled or as component parts.

Names can be stenciled on blank panels for identification.

Leg hinge hole accepts 1/2" light mounting bolt

Combocade™ Type I and Type II Barricade

- ◆ Steel leg barricade with your choice of aluminum, plastic, or plywood boards
- ◆ Boards and legs can be replaced, legs can be repaired
- ◆ 45" steel legs, 14 gauge thickness, galvanized - white powder coated finish available by special order
- ◆ Plastic boards are strong and dense, will not bend, warp, crack, splinter, or peel
- ◆ Bolt holes are molded into the plastic boards
- ◆ Dimensions: 24.4" W x 42.6" H | Board Sizes Available: 8" x 24" and 12" x 24"
- ◆ NCHRP-350 Accepted/Meets MUTCD Standards



Specifications	Standard	Additional Options Available
Reflectivity	ENG	HIP -or- DG
Reflective Area Type I Barricade	8" x 24" Top Panel	12" x 24" Top Panel
Reflective Area Type II Barricade	8" x 24" Top Panel 8" x 24" Bottom Panel	12" x 24" Top Panel 8" x 24" Bottom Panel
Usage	Type I or Type II Barricade	Safety Signage
Stencil	NONE	Recommended for Type I Only
Purchase Option	Complete Barricade	Replacement Parts

Econocade® Type I and Type II Barricade



RSPB1PPPE2WHE0808
TYPE II

- ◆ One piece solid construction
- ◆ Size: 24.4" x 42.6"
- ◆ Easy to handle, pack, and transport.
- ◆ Rust free and impact resistant.
- ◆ Bottom rail can carry a sand bag.
- ◆ Two flashing light receptacles
- ◆ White in Stock. Also available in Orange, Yellow, Red, Blue and Green.
- ◆ NCHRP-350 Accepted and meets MUTCD Standards



RSPB1PPPE1WHE08
TYPE I

The Econocade Barricade can be purchased in a variety of colors.



Specifications	Standard	Additional Options Available
Body Color	White	500 Piece Minimum: Orange, Red, Yellow, Green or Blue
Reflectivity	ENG	HIP -or- DG
Reflective Area Type I Barricade	8" x 24" Top Panel	12" x 24" Top Panel
Reflective Area Type II Barricade	8" x 24" Top Panel 8" x 24" Bottom Panel	12" x 24" Top Panel 8" x 24" Bottom Panel
Usage	Type I or Type II Barricade	Safety Signage
Stencil	NONE	Recommended for Type I Only

Plasticade® Type I and Type II Barricade



RSPB1PPPL2WHH08
TYPE II

- ◆ Premium Plasticade Barricade
- ◆ Withstands repeated impacts
- ◆ Molded-in handles with mounting holes for attaching flashing lights
- ◆ "Click lock" hinges for a positive interlock in the open position
- ◆ Internal ballasting, up to 10 lbs. of sand
- ◆ Sandbag bar (for additional weight)
- ◆ White in Stock. Also available in Orange and Yellow.
- ◆ All grades of reflective sheeting available.
- ◆ Stacking lugs keep units from sliding when stacked
- ◆ NCHRP-350 Accepted and meets MUTCD Standards



RSPB1PPPL1WHH08
TYPE I



RSPB1PPPL2WHH12
TYPE II



Add a Sign Sleeve to use as a sign stand



Stenciling Available

Specifications	Standard	Additional Options Available
Body Color	White -or- Orange	Yellow
Reflectivity	HIP	ENG -or- DG
Reflective Area Type I Barricade	8" x 24" Top Panel	12" x 24" Top Panel
Reflective Area Type II Barricade	8" x 24" Top Panel 8" x 24" Bottom Panel	12" x 24" Top Panel 8" x 24" Bottom Panel
Usage	Type I or Type II Barricade	Sign Stand with Sign Sleeve Option -or- Safety Signage
Stencil	NONE	Recommended for Type I Only

Omni™ A-Frame Type I & II Barricade

- ◆ Perfect for crowd control and road closures
- ◆ Versatile Omni™ A-Frame accepts Plasticade® 1" x 8" Barricade Boards and I-Beam Boards
- ◆ 20% heavier than the Plasticade® A-Frame barricade leg with a solid wall design
- ◆ Stacking lugs for easy transportation and storage
- ◆ Flashing light mounting receptacle on each leg
- ◆ Use with one or two 1" x 8" boards



Omni™ Package

RSPBAPA200 Build a Custom Kit with (2) Omni A-Frame Legs and 1" x 8" Barricade Boards of your choice, found on page 82.

Specifications	Omni™ Package	I-Beam Board Package	Options Available
Leg	Omni™ A-frame	Plasticade A-frame	Omni™ A-frame (works with most board styles) -or- Plasticade A-frame (works with I-Beam Board Only)
Board	1" x 8" Barricade Boards of your choice, found on page 82	I-BEAM Board	1" x 8" Barricade Board -or- I-BEAM Board
Board Quantity		2	1 -or- 2
Length		8'	6', 8', 10', 12'
Reflective Sides	(I-Beam Boards also available, call for details)	2	1 -or- 2
Reflectivity		HIP	DG -or- ENG
Stencil	NONE	NONE	NONE -or- Custom Stencil
Purchase Option	Build a Custom Kit	Pre-Made Kit	Build a Custom Kit, Pre-Made Kit -or- Replacement Parts



I-Beam Board Package RSPBAPA096HD2

(2) Plasticade A-Frame Legs and (2) 2" x 8" x 8' I-Beam Boards
Use as a Type I Barricade (left) -or- as a Type II Barricade (right)



Type III Barricades

Telespar® Breakaway System Kits



Breakaway Kit #1 - RSPB3ZBUS1



- ◆ **Welded Riser Design**
- ◆ 14 gauge galvanized steel square post breakaway system
- ◆ 2" Feet & 1.75" Uprights

Kits allow quick removal of uprights from feet for short term or permanent placement. Easy to assemble and replace parts if necessary. Upright accepts a flashing barricade light. **Kits #1-3 Include:**

- ◆ (2) Two - 5' Telespar® Feet
- ◆ (2) Two - 5' Telespar® Uprights
- ◆ (2) Two - 6" Telespar® Stubs
- ◆ (1) One - Hardware Kit - Board to Square Post Upright
- ◆ NOTE: Kit #3 includes 2 complete Shear Pin Breakaway Kits

The **Telespar® Square Posts** shape provides superior wind load capabilities and inhibits warping. Galvanized, hot rolled high carbon steel. Pre-punched mounting 7/16" holes.

Breakaway Kit #2 - RSPB3ZBUS1QR



- ◆ **Welded Riser Design w/ Quick Release Pins**
- ◆ 14 gauge galvanized steel square post breakaway system
- ◆ 2" Feet & 1.75" Uprights

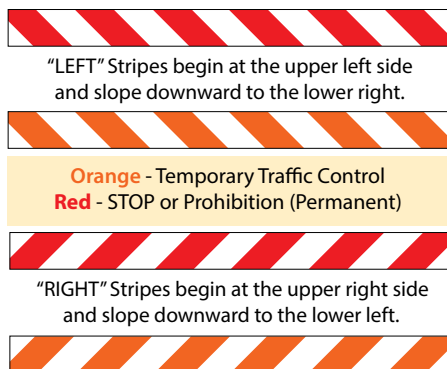


Breakaway Kit #3 - RSPB3ZBUS



- ◆ **Shear Pin Design**
- ◆ 12 gauge galvanized steel square post breakaway system
- ◆ 1.75" Feet & 1.5" Uprights

Choose Options for Barricade Boards (sold separately from Breakaway Kits #1-3)



RSPB3Z(XXX)S(X)M(S/D)(L/R)(OW/RW)6

- ◆ 1" thick x 8" wide plastic boards: extruded hollow core with internal walls for strength and durability.
- ◆ **Length (XXX):** (048) 4' | (072) 6' | (096) 8' | (120) 10' | (144) 12'
- ◆ **Sheeting (X):** (H) High Intensity Prismatic
(E) Engineer Grade
(D) Diamond Grade Sheeting
- ◆ **Sides (S/D):** (S) Single Sided or (D) Double Sided
- ◆ **Stripe Direction (L/R):** Right (R) or Left (L) or omit if (D)
- ◆ **Color (OW/RW):** (OW) Orange/White or (RW) Red/White



TOP SELLER Barricade Board Quick SHIP	
Length	8' (96")
Reflective Sides	1 - Single Sided
Reflectivity	HIP
Stripe Direction	6" Left or Right Stripe
Stripe Color	Orange & White
Stencil	NONE

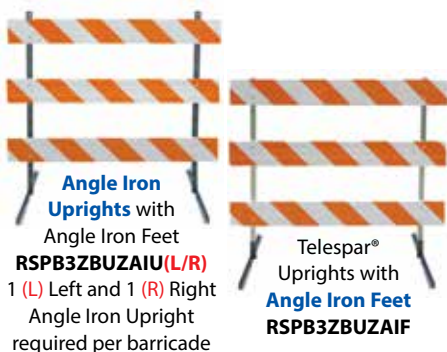
More Kit Options, Parts & Accessories

Barricade Tape, see page 78.



Angle Iron/ Telespar® Kits

The below components are also available as Kits. Kits include three barricade boards of your choice plus all the hardware needed for assembly.



Telespar Foot 2"
14 Gauge w/6" Riser
RSPB3ZBUZTF



Plasticade Volcano Rubber Base
for 1.75" square post
RSPB3ZBUZRV



Plasticade Power Posts
RSPB3ZBUZPPU

Telespar® Uprights

- RSPB3ZBUZTU60
60" H | 1.75" tube | 14 Gauge
RPOSG051215
60" H | 1.5" tube | 12 Gauge
RPOSG0512175
60" H | 1.75" tube | 12 Gauge

Crossmember Stabilizer Bar

1.75"/14 gauge for 8' Type III

RSPB3ZBUZTC70



T-Bracket

RSPB3ZBUZTCHTB

Hardware Kit
for T-Bracket and Crossmember
RSPB3ZBUZTCHTBH



Quick Release Pin - 2"
RSPB3ZBUZTFHQRP2



Board to Square Post Upright Hardware Kit
RSPB3ZBUZSPUH

ALL Plastic Type III Barricades

Plasticade® Break-Away

- ◆ Collapsible, lies flat for storage and transport
- ◆ Available with 5 board lengths: 1" x 8" boards, 4', 6', 8', 10' or 12' long
- ◆ Easier to transport, install, and store than wood or steel Type III Barricades
- ◆ Accepts two flashing lights
- ◆ Boards are available sheeted (one or both sides) or unsheeted
- ◆ Barricades are sold in kits with hardware included or as component parts
- ◆ NCHRP-350 Accepted, Meets MUTCD Standards



Sentinel™

- ◆ Easy to assemble base consists of 2 pieces, upright and base, that snap together, no hardware required.
- ◆ Available with two board lengths: 1" x 8" boards, 4' or 6' long
- ◆ Boards can be purchased sheeted (on one or both sides) or unsheeted
- ◆ Base can be internally ballasted with sand, sandbags, or water in warmer climates
- ◆ NCHRP-350 Accepted, Meets MUTCD Standards



Plasticade Safety Signage

Easy-Fold Sandwich Boards are a great option for Temporary Traffic Control when ease of use and portability are a must.

- ◆ Choose from 3 sizes and 3 colors: White, Yellow or Orange
- ◆ 51 Standard Legends; *Custom Legends* also available.
- ◆ Hassle-free, guaranteed, professional application available on legends.
- ◆ Available as a blank, single or double sided.
- ◆ Sheeting: High Intensity (H), Diamond Grade (D) or Engineer Grade (E)
- ◆ School Zone Sign Sheeting: FYG VIP only (D)
- ◆ May be internally ballasted with sand.



Narrowcade®

Holds signs 12"W x 24"H
Dimensions: 45"H x 13"W
Item #C165 Weight: 11 lbs.

Minicade®

Holds signs 12"W x 24"H
Dimensions: 36"H x 13"W
Item C155 Weight: 10 lbs.

Signicade®

Holds signs 24"W x 36"H
Dimensions: 45"H x 25"W
Item C130 Weight: 18 lbs.

Specifications	Standard	Additional Options Available
Colors	White	Orange or Yellow
Reflectivity	HIP	DG
Usage	Barricade and Vertical Panel	Safety Signage

C130 -or- C155 -or- C165	(X1) ↓ LEGEND SIDE 1	(X2) ↓ LEGEND SIDE 2	H -or- E -or- D ↓ REFLECTIVE OPTION
STAND OPTION			

CODE	LEGEND/COLOR SCHEME	CODE	LEGEND/COLOR SCHEME	CODE	LEGEND/COLOR SCHEME	CODE	LEGEND/COLOR SCHEME
1005	10 MPH	1049	EXIT →	1102	PARKING LOT CLOSED	1162	STOP
1006	15 MPH	1016L	LEFT ARROW	1104	PARKING LOT FULL	1164	STOP FOR PEDESTRIANS IN CROSSWALK
1007	20 MPH	1016R	RIGHT ARROW	1120	ROAD CLOSED	1170	STOP POLICE CHECK POINT
1133	SLOW - Vertical	1073	← KEEP LEFT	1080	LANE CLOSED	1142	SLOW POLICE CHECK POINT AHEAD
1443	SLOW - Horizontal	1074	KEEP RIGHT →	1092	NO LEFT TURN	1177	STOP SOBRIETY CHECK POINT
1465	SLOW WORK ZONE AHEAD	1043	← DETOUR	1095	NO RIGHT TURN	1150	SLOW SOBRIETY CHECK
1147	SLOW SCHOOL ZONE AHEAD	1044	DETOUR →	1084	MEN WORKING	1148	SLOW SHERIFF CHECKPOINT
9278	SCHOOL CROSSING	1046	DO NOT ENTER	1086	MOWING AHEAD	1134	SLOW ACCIDENT AHEAD
1126	SCHOOL ZONE 10 MPH	1061	FUNERAL NO PARKING	1180	SURVEY CREW AHEAD	1136	SLOW EMERGENCY AHEAD
1127	SCHOOL ZONE 15 MPH	1093	NO PARKING	1190	TREE WORK AHEAD	1140	SLOW PEDESTRIAN CROSSING
1128	SCHOOL ZONE 20 MPH	1098	← PARKING	1191	UTILITY WORK AHEAD	1200	LEFT BARRICADE
1091	← NO EXIT	1099	PARKING →	1196	FLAGMEN AHEAD	1210	RIGHT BARRICADE
1048	EXIT	1100	↑ PARKING	1198	RESERVED		

Barriers & Barricades

Strongwall ADA Pedestrian Barricade



Use Strongwall to create ADA compliant walkway



- ◆ Meets or exceeds ADA Guidelines and MUTCD Standards, no trip hazard for pedestrians
- ◆ Linking sections fit together securely
- ◆ Top Wall - rugged polyethylene
- ◆ Bottom Base - 43 lbs. self weighted black base with carry handle. Stable in windy conditions, no sandbags needed!
- ◆ Modular system can be shaped to any layout and is quick and easy to install
- ◆ Anti-tamper linking system - difficult for unauthorized personnel to dismantle when linked
- ◆ Compact stacking lowers transport costs
- ◆ Available in orange or white with or without retro-reflective sheeting.

43 lb. Base
Eliminates
Sandbags

Single Section w/Base
43" L x 15.5" W x 38" H
Weight: 51 lbs.



RSPCSWPSB
Base Dimensions
40.4" L x 15.5" W x 12" H

RSPCSWPSAW

RSPCSWPSAO



Sheeting
Area: 6" x 30"
on both sides

ADA
Compliant

Specifications	Standard	Additional Options Available
Color	Orange	White -or- Alternating Orange & White
Reflective Sides	2	1 on pedestrian side -or- 1 on outside
Reflectivity	NONE	HIP -or- ENG
Use of water or sand bags for stabilization	NONE: the base design eliminates the need	Fillable with up to 33 lbs of water

Sheeting Area
48" x 8" on both sides

Plasticade Water Filled Barricade System

- ◆ Durable construction, impact resistant.
- ◆ Conforms to any roadway design, can turn 90 degrees - linked units secured with connector pin - quick assembly and breakdown.
- ◆ Lightweight - no heavy machinery needed for installation
- ◆ Stackable for transport and storage
- ◆ Can be moved while filled with water
- ◆ Accepts standard warning lights
- ◆ Accepts optional fence panels 54"W fencing with 8'H - 3" diameter posts
- ◆ NCHRP-350 Accepted, Test Level 2, Meets MUTCD Standards
- ◆ Uses: Block off Work Zone Areas from workers and public; Provides visual pathway for vehicles and pedestrians; Perimeter security; Crowd Control



Single Section
60" L x 36" H | Weight Empty: 50 lbs. | Weight Filled: 683 lbs.

Specifications	Standard	Additional Options Available
Color	Orange or White	NONE
Reflective Sides	2	No Reflective
Reflectivity	HIP	NONE -or- ENG
Use of water or sand bags for stabilization	NONE	Fillable with sand or up to 72 gallons of water

Crowdcade Control Barrier

- ◆ Linking bracket accommodates various configurations - units pivot on bracket and adjust to uneven ground
- ◆ Easy stacking, no tangling of feet that rotate flat for stacking
- ◆ Panels on both sides for retro-reflective sheeting
- ◆ Holes for signs to be affixed
- ◆ Sturdy, durable - thick, double wall panel


Sheeting Area 5.5" x 51" on both sides



Single Section w/Feet
74" L x 39.5" H Weight: 32 lbs.
RSPCPCOR6 - Orange
RSPCPCWH6 - White

Crowdcade Deluxe Control Barrier

- ◆ Double locking hooks accommodate various configurations - units pivot on hooks and adjust to uneven ground
- ◆ Stands up to large crowds with steel legs integrated with barricade panel to prevent top-over.
- ◆ Unique Quick-Change™ system makes it easy to insert signs
- ◆ Sturdy and extra durable - Feels as solid as steel, but won't rust - 50% thicker double wall panel, prevents warping or bending. (when compared to Crowdcade)



Single Section w/Feet
86.25" L x 42" H Weight: 51 lbs.
RSPCPCOR7 - Orange
RSPCPCWH7 - White

NON
CONDUCTIVE
No Metal
Used

Safegate Manhole Guard

RSPCSCB5GMG



Single Unit
29.5" L x 39.4" H
Weight: 4.4 lbs.

- ◆ Ideal for Utility Work
- ◆ Non-conductive (dielectric), no metal used
- ◆ Great for protecting any area requiring temporary restriction of access
- ◆ Hinged clips make it easy to configure sections into rectangles of various sizes - locking clamp to be used for straight sections
- ◆ Folds up for storage and sets up quickly
- ◆ Carry handles for transport
- ◆ Longer life than metal, replacement sections available
- ◆ Available in yellow

Trench Covers & Curb Ramps

• Lighter than Steel • Stronger than Wood • Anti-Slip Surface • Deters Metal Thieves •



Trench Covers - 27" or 35"

- ◆ Two sizes - designed to cover trenches up to 27" or 35".
- ◆ Takes the vehicle weight up to 4,410 lbs.
- ◆ Beveled edge prevents tripping
- ◆ Molded from a single piece of fiberglass composite - underside has ribbed framework for added strength
- ◆ Recommended bolting to road surface



Specifications

Traffic Type	Vehicle & Pedestrian	Pedestrian Only
	27" Trench Cover 35" Trench Cover Road Plate	Ped Trench Cover SafeKerb Ramp
Trench Widths	Up to 27" Wide	Up to 35" Wide
	27" Trench Cover 35" Trench Cover Road Plate Ped Trench Cover	35" Trench Cover Road Plate
Vehicle Weight Limit	Up to 4,410 Lbs	Up to 14,520 lbs per wheel
	27" Trench Cover 35" Trench Cover Road Plate	Road Plate



SafeKerb Ramp

- ◆ Adapts to curb heights from 3" to 6.3"
- ◆ Withstands loads up to 553 lbs.
- ◆ Raised sides prevent vehicle run off
- ◆ Molded from high density polyethylene
- ◆ Stacks for transport and storage
- ◆ Bolt to road and walkway surface for added stability



Pedestrian Trench Cover

- ◆ Pedestrians Only - takes up to 553 lbs.
- ◆ Covers trenches up to 27.5"
- ◆ Smooth rubber edge greatly reduces tripping hazard
- ◆ Resists sliding, no need to bolt down - flexible material which grips the surface underneath

Road Plate

- ◆ Easy to install modular system with no special equipment needed, weighs 97 lbs. per section
- ◆ Tested to vehicle weights of 96,800 lbs - Single wheel load, 14,520 lbs.
- ◆ No rust or corrosion
- ◆ Long lasting polymer material
- ◆ No "rattle" from crossing vehicles
- ◆ Design slows traffic for increased safety
- ◆ Features "Drop Pins" that increase stability - pins protrude into trench preventing lateral movement of plate
- ◆ Steel linking brackets lock sections together
- ◆ End sections must be bolted to ground in order to lock unit into position
- ◆ Stacks securely for transportation and storage

CONSTRUCTION WORK ZONE

Safety Vests

Economy Safety Vest

ANSI/ISEA 107-2015 Class 2

RSAGV2EOSDVM(XX)N Orange
RSAGV2ELSDVM(XX)N Lime
Zipper Closure Vest
with Reflective Striping.

RSAGV2EOSDZM(XX)N Orange
RSAGV2ELSDZM(XX)N Lime
Hook & Loop Closure
Mesh Vest with
Reflective Striping.

Specify Size (XX)
(L), (XL), (2X)



Two-Tone Safety Vests

ANSI/ISEA 107-2010 Class 2

RSAGV2SLSDZM(XX)N - Lime
RSAGV2SOSDZM(XX)N - Orange

Hook & Loop Closure,
Reflective Striping,
Contrasting Trim &
1 Upper Left Front
Pocket and 1 Lower
Right Inside Pocket.

Specify Size (XX)
(M) fits M, (L) fits L,
(XL) fits XL, (2X) fits 2XL



Premium Safety Vest

ANSI/ISEA 207-2006 Class 3/Type R

RSAGV35PBLSSZM(XX)N - Lime

5-Point Breakaway with
Zipper Front Closure,
Reflective Stripes,
Contrasting Trim,
2 Upper Outside
Pockets and 2 Lower
Inside Pockets.

Specify Size (XX):
(ML) fits M-L,
(XL2X) fits XL-2XL
(3X5X) fits 3XL-5XL



0
DAYS

Construction Work Zone Signs



CWZ Signs can be ordered with

500 ft (05)

1000 ft (10)

1500 ft (15)

1/2 mile (5M)

1 mile (1M)

Ahead (AH)

___00 FT (F)

(Blank Space) (B)

Example:

S4848W202(AH)(X)AC

Huge Selection*

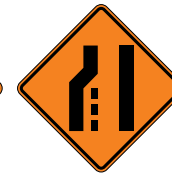
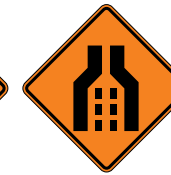

IN STOCK

READY TO

SHIP SIGNS

S3030W202(X)(X)AC
S3636W202(X)(X)AC
S4848W202(X)(X)ACS3030W203(X)(X)AC
S3636W203(X)(X)AC
S4848W203(X)(X)ACS3030W204(X)(X)AC
S3636W204(X)(X)AC
S4848W204(X)(X)ACS3030W205L(X)(X)AC
S3636W205L(X)(X)AC
S4848W205L(X)(X)ACS3030W205R(X)(X)AC
S3636W205R(X)(X)AC
S4848W205R(X)(X)ACS3030W213(X)(X)AC
S3636W213(X)(X)AC
S4848W213(X)(X)ACS3030W201(X)(X)AC
S3636W201(X)(X)AC
S4848W201(X)(X)ACS3030W217(X)(X)AC
S3636W217(X)(X)AC
S4848W217(X)(X)ACS3030W205AL(X)(X)AC
S3636W205AL(X)(X)AC
S4848W205AL(X)(X)ACS3030W205AR(X)(X)AC
S3636W205AR(X)(X)AC
S4848W205AR(X)(X)ACS3030W215BL(X)(X)AC
S3636W215BL(X)(X)AC
S4848W215BL(X)(X)ACS3030W215BR(X)(X)AC
S3636W215BR(X)(X)AC
S4848W215BR(X)(X)AC


*Call customer service for current availability. 48" Signs Must Ship Truck Line.

Reverse Curve Left
S4848W14L(X)ACReverse Curve Right
S4848W14R(X)ACMerge Left
S4848W41L(D)ACMerge Right
S4848W41R(D)ACLane Reduction Left
S4848W42L(X)ACLane Reduction Double
S4848W42D(X)ACLane Reduction Right
S4848W42R(X)AC

S3648W143(X)AC

Flagman Symbol
S3030W207(X)AC
S3636W207(X)AC
S4848W207(X)AC

SNON4848W207B(X)AC

S3030W34(X)AC
S3636W34(X)AC
S4848W34(X)ACMen Working Symbol
S3030W211(X)AC
S3636W211(X)AC
S4848W211(X)ACS3030W811(X)AC
S3636W811(X)AC
S4848W811(X)ACS3030W812(X)AC
S3636W812(X)AC
S4848W812(X)ACS3030W93(X)AC
S3636W93(X)AC
S4848W93(X)ACS3030W215(X)AC
S3636W215(X)AC
S4848W215(X)ACS2424W211B(X)AC
S3030W211B(X)AC
S3636W211B(X)AC
S4848W211B(X)ACS3030W211C(X)AC
S3636W211C(X)AC
S4848W211C(X)ACS3030W212(X)AC
S3636W212(X)AC
S4848W212(X)ACS3030W212T(X)AC
S3636W212T(X)AC
S4848W212T(X)ACS3030W215AL(X)AC
S3636W215AL(X)AC
S4848W215AL(X)ACS3030W215AR(X)AC
S3636W215AR(X)AC
S4848W215AR(X)ACS3030W216(X)AC
S3636W216(X)AC
S4848W216(X)ACS3030W221(X)AC
S3636W221(X)AC
S4848W221(X)ACS3030W241(L)(X)AC
S3636W241(L)(X)AC
S4848W241(L)(X)ACS3030W241A(R)(X)AC
S3636W241A(R)(X)AC
S4848W241A(R)(X)ACS3030W241B(R)(X)AC
S3636W241B(R)(X)AC
S4848W241B(R)(X)ACS1818W131P10(X)AC
S2424W131P10(X)ACS1818W131P15(X)AC
S2424W131P15(X)ACS1818W131P20(X)AC
S2424W131P20(X)ACS1818W131P25(X)AC
S2424W131P25(X)ACS1818W131P30(X)AC
S2424W131P30(X)ACS1818W131P35(X)AC
S2424W131P35(X)ACS1818W131P40(X)AC
S2424W131P40(X)ACS1818W131P45(X)AC
S2424W131P45(X)AC0
DAYS

Replacement Requirements*

Work Zone signs should only be used in "new" or "like new" condition and replaced immediately if missing, damaged or deteriorated. While they are temporary signs, condition is extremely critical because travel through work zones can be hazardous with unexpected or unusual conditions.

*Maintenance of Signs and Sign Support: FHWA-SA-09-025

Are Your Signs Bright Enough?

All Ground Mounted Warning Signs MUST be Type II Reflective or better. All Roll-Up Signs used at night MUST be retro-reflective. To stay in compliance with the MUTCD, we recommend using:

3M Fluorescent Orange VIP or Orange HIP for all **Work Zone Signs** for the best overall value and warranty included.

Fluorescent Orange
VIPOrange
HIP

"Crashworthy" Barricade Signs

0 DAYS

Substrates (S):

(M3) ACM (radius corners & holes)

(A) .080" Aluminum (radius corners & holes)

(C04) 4MM Coroplast (straight corners)

(C10) 10MM Coroplast (straight corners)

3M Reflective Sheeting (X):

(3) DG3 Diamond Grade Cubed

(D) VIP Diamond Grade

(H) High Intensity Prismatic

- ACM and Coroplast Signs are crashworthy when mounted on a Type III Barricade.
- Popular legends shown, available in all 4 substrates. Call customer service for custom legends.

BRIDGE CLOSED
AHEAD
LOCAL TRAFFIC ONLY

S6030R113C(X)(S)

ROAD CLOSED
AHEAD
LOCAL TRAFFIC ONLY

S6030R113A(X)(S)

ROAD CLOSED
TO
THRU TRAFFIC

S6030R114(X)(S)

SIDEWALK CLOSED
←
CROSS HERE

S2412R911(L/R)(X)(S)

SIDEWALK CLOSED
→
USE OTHER SIDE

S2412R910(L/R)(X)(S)

←
DETOUR

S4818M410(L)(X)(S)C

END
ROAD WORK

S3618G202(X)(S)C

S4824G202(X)(S)C



S1824W18(X)(S)C
S2430W18(X)(S)C

DETOUR

S2412M48(X)(S)C

END

S2412M48B(X)(S)C



S3618W17(X)(S)C

S4824W17(X)(S)C



S4824W16(X)(S)C



Aluminum Vertical Panel



Quick SHIP



S4836E52A(X)(S)C



S4836E52(X)(S)C



S3024M49B(X)(S)C



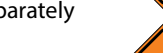
S3024M49U(X)(S)C



S3024M49B(L)(X)(S)C



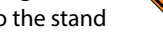
S3024M49(L)(X)(S)C



S3024M49C(L)(X)(S)C



S3024M49A(L)(X)(S)C



S3024M49C(L)(X)(S)C



S3024M49C(L)(X)(S)C



S3024M49C(L)(X)(S)C



S3024M49C(L)(X)(S)C

ACM Sheets

- 3MM Aluminum Composite Material (ACM) is made of two sheets of .021 Aluminum bonded to a thermoplastic core.



RBACM3MM4896WHAL
48" x 96"

- ACM's flat rigid surface and weather resistance ensures long-term performance and durability.
- ACM is lightweight at only .8 lbs per square foot.

ROAD WORK
NEXT 5 MILES

S3618G201B(X)(S)C
S4824G201B(X)(S)C
*Specify miles

Temporary CWZ Roll-Up Signs

0 DAYS

LEGEND	
W34	Be Prepared To Stop
W221	Blasting Zone Ahead
W202AH	Detour Ahead
W207AAH	Flagger Ahead
W207	Flagger Ahead Symbol
W207BAH	Flagman Ahead
W42(L/R)	(Left/Right) Lane Ends Merge Symbol
W205(L/R)(D)	(Left/Right) Lane Closed (Distance)
W211D	Litter Crew Ahead
W211B	Men Working
W211C	Mowers Ahead
W204AH	One Lane Road Ahead
W203	Road Closed Ahead
W201(D)	Road Work (Distance)
W213AH	Road Machinery Ahead
SWC	Sheriff's Work Crew
W216AH	Survey Crew Ahead
W214TAH	Tree Work Ahead
W414	Trucks Entering Highway
W217AH	Utility Work Ahead
W211AAH	Workers Ahead
W218AH	Work Area Ahead
W211	Workers Symbol

Quantity Discounts Available



A large variety of standard MUTCD legends via drop ship directly from the manufacturer thru trusted and reliable business partnerships.

Choose Sign Options: RMS(XX)(LEGEND)(L/R)(D)(M)

- Size (XX):** (36) 36" | (48) 48"
- Legend:** Include Left or Right (L/R) or Distances (D) : as required:
• 500 ft (05) • 1000 ft (10) • 1500 ft (15) • 1/2 mile (5M) • 1 mile (1M) • Ahead (AH)
- Sign Types and Material (M):**
(D) 3M Diamond Grade | Standard Vinyl Pockets | Ribs Sold Separately
(H) 3M High Intensity | Standard Vinyl Pockets | Ribs Sold Separately
(N) Econo Mesh Non Reflective | Standard Vinyl Pockets | Ribs Sold Separately
(CSD) Marathon Diamond Grade | Compact Wrap & Roll System
(CSH) Super Brite High Intensity | Compact Wrap & Roll System
- Compact Wrap & Roll Signs** are part of a Premium Space Saving System that come pre-installed with hinged, integrated cross bracing to work in conjunction with the **MDI Compact Sign Stand-RPOTTC523612DLK** and a **Carrying Case** to hold one collapsed Sign and the Stand. The sign is already latched into the stand allowing deployment in mere seconds!
- Call Customer Service for more info.

Standard Roll-Up Sign Ribs
SOLD Separately.
Heavy Duty Ribs
available upon request.

RMSR(36/48) (36) 36" or (48) 48"
Roll-Up Sign Ribs



CONSTRUCTION WORK ZONE



Work Zone Sign Stands



GT2 Tripod Stand



NOTE: The GSS-3 and GT-2 stands have not been tested under the NCHRP-350 guidelines and may NOT be used on Federal or State roads. NCHRP-350 approved tri-pods available upon request.

- ◆ For Roll-Up and Rigid Signs
- ◆ 3 Flag Holders
- ◆ Galvanized Steel
- ◆ 53" High
- ◆ 14 lbs.



GSS3 Galvanized Step Sign Stand



- ◆ For Roll-Up Signs
- ◆ Pointed for ground installation
- ◆ Galvanized Steel
- ◆ 60" High
- ◆ 7 lbs.



Guardrail Clamp

- ◆ Firmly affixes to guard rails for use with 36" & 48" Roll-Up and Rigid Signs in no wind to high wind speed conditions.



RPOTTGDS23
Specify sign type when ordering

Dual Springs



SZ412 Compact Stand



NO Spring



RPOTTCRSZ412 - Auto-Latch
RPOTTCRSZ412UB - Universal Bracket

- ◆ For use with 36" Roll-Up Signs in no wind to low wind speed conditions on low volume, rural or 2-lane roads.
- ◆ Above Grade Clearance of 12"
- ◆ Less than 1 cubic foot when stored.
- ◆ Weight: 20 lbs.

WM5012SS Compact WindMaster® Stand



Single Spring

- ◆ For use with 36" & 48" Roll-Up Signs in no wind to high wind speed conditions on low volume, rural or 2-lane roads.
- ◆ Above Grade Clearance of 12"
- ◆ Requires 1 cubic foot of storage space.
- ◆ Weight: 20 lbs.



Screw Lock RPOTTC1WM5012SS



WM4818K Mid-Size Stand WindMaster®

RPOTTC52WM4818(KX)



Dual Springs

- ◆ Above Grade Clearance of 18"
- ◆ Weight: 32 lbs.
- ◆ K1 - Roll Up
K2 - Rigid
K3 - Dual
- ◆ For use with 36" & 48" Roll-Up and Rigid Signs in no wind to high wind speed conditions on low to medium volume, 2 or 4-lane roads. 3 Flag holder included.



Full-Size Stand



RPOTTC52SZZROLLUPB
Roll-Up Bracket

RPOTTC52SZ4602S (5' / 60")
RPOTTC52SZ4842S (7' / 84")

2 Sizes:

- ◆ Above Grade Clearance of 5' / 60"
Weight: 42 lbs. | 48 lbs. w/rigid assembly
- ◆ Above Grade Clearance of 7' / 84"
Weight: 44 lbs. | 50 lbs. w/rigid assembly



Median Barrier Clamp

- ◆ For use with 36" & 48" Roll-Up and/or Rigid Signs in no wind to high wind speed conditions.



- ◆ WindMaster® dual springs and telescoping upright.
- ◆ Attaches firmly to median barrier with four, screw-in T-handle spikes.
- ◆ 3- Flag Holder included, flags sold separately.

RPOTTCMBCSA114818K1 - Roll-up Sign Holders | 5"-11" Clamp Range | 39.7 lbs
RPOTTCMBCSA114818K2 - Rigid Sign Holder | 5"-11" Clamp Range | 40.85 lbs.
RPOTTCMBCSA114818K3 - Rigid/Roll-up Sign Holders | 5"-11" Clamp Range
RPOTTCMBCSA154818K1 - Roll-up Sign Holders | 9"-15" Clamp Range
RPOTTCMBCSA154818K2 - Rigid Sign Holder | 9"-15" Clamp Range
RPOTTCMBCSA154818K3 - Rigid/Roll-up Sign Holders | 9"-15" Clamp Range

Safety Flags
see p. 45



Zephyr Stand

- ◆ For use with 36" & 48" Roll-Up Signs in no wind to low wind speed conditions on low volume, rural or 2-lane roads.
- ◆ Above Grade Clearance of 12"
- ◆ Recycled rubber base folds to 4" high & has stacking lugs for easy transport & storage.
- ◆ Molded in carrying handles.
- ◆ Weight: 38 lbs.

RPOTTCR26000USH - Universal Bracket

Barricade Lights



Type A, C, and 3 Way

- ◆ Flasher, steady burn, & OFF
- ◆ "D" cell
- ◆ LED bulbs

RSPBL3LD3TLYY
Yellow Lens

RSPBL3LD3TLRY
Red Lens



Type A & C Solar LED

- ◆ 4-5 year expected life.
- ◆ LED bulbs
- ◆ True Solar Powered light with rechargeable NiMH rechargeable battery included

RSPBL3LSYY Yellow Lens



Type A, C, and 3 Way Solar Assist LED

- ◆ Flasher, steady burn, and OFF
- ◆ 3 Volt high efficiency lights
- ◆ LED bulbs
- ◆ Internal solar panels trickle charge "D" cell alkaline batteries to give a superior long lasting more reliable power source.

RSPBL3LDYYSA
Yellow Lens

Type B Solar LED

- ◆ Daytime Use
- ◆ High Intensity Flashing
- ◆ LED bulbs
- ◆ Power Options: Solar panel trickle charges "D" Cell -or- Fully Solar Power Battery

RSPBL3LYSA Yellow Lens | D Cell Solar

RSPBL3RYSA Red Lens | D Cell Solar

RSPBL3SY - Yellow Lens | Fully Solar

Type B LED

- ◆ Detachable lens available upon request
- ◆ 6 Volt battery
- ◆ LED bulb

RSPBL6YY Yellow Lens

RSPBL6RY Red Lens



Safety Flags



RSPFLAGVINYL1824
18x18 • 24" dowel



RSPFLAGMESH1824
18x18 • 24" dowel

RSPFLAGVINYL2436
• 24x24 • 36" dowel

- ◆ 18" or 24" Fluorescent Red/ Orange vinyl coated nylon or mesh available
- ◆ 24" flag required for flagging operations
- ◆ 18" or 24" flag suitable to mount above a traffic control sign or device
- ◆ 3/4" wood dowels

Pilot Car Safety



S3618G204(X)AC



Conspicuity Tape

- ◆ 2" x 50 yds with red and white pattern repeats
- ◆ Meets all requirements for marking vehicles

RVSCT983320250



SMV Emblem

RVSSMV10 Aluminum
RVSSMV20 Decal

Barricade Light Brackets

- ◆ Brackets line the light to requirements and have positive stops to eliminate rotation!



- ◆ Brackets allow proper alignment of light
- ◆ I.T.E. Specifications require the lights to be mounted with base of the light perpendicular to the ground line



RSPBLZHB1278L
Left Side
Mounting Bracket



RSPBLZHB1278R
Right Side
Mounting Bracket



RSPBLZHB1276
Center Mounting Bracket



RSPBLZHB1277
Barrier L
Mounting Bracket

RSPBLZHB1277
Z Mounting Bracket
(Not for Diamond Shaped Signs)

Vehicle Mount Sign Holders

Vehicle Grab Bar Mount Sign Holder

- ◆ Easily attaches to the vehicle grab bar and stores in place to stay ready to use in seconds.
- ◆ For use with 36" or 48" Compact Roll-Up Sign. (Sold Separately)
 - Pink Roll-Ups, p. 77
 - Orange Roll-Ups, p. 87
- ◆ Weight: 5 lbs.



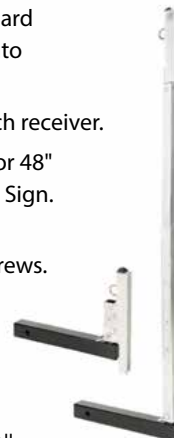
RPOTLSA43595
Sign Holder

RPOTLSA43595ZSS - Storage Sleeve for Grab Bar Mount & Sign while mounted to the grab bar



Vehicle Hitch Mount Sign Holder

- ◆ Transforms standard vehicle hitches into sign holders.
- ◆ Fits 2" square hitch receiver.
- ◆ For use with 36" or 48" Compact Roll-Up Sign. (Sold Separately)
- ◆ Ideal for rolling crews.
- ◆ Weight:
 - 7.25 lbs - small
 - 8 lbs - large



RPOTLSA43921 - Large
RPOTLSA43921SU - Small





STOP/Slow Hand Paddles

SAVE MONEY by purchasing one of our Economy, Premium or EZ Connect Hand Paddle Kits.

Custom Hand Paddles available by purchasing individual components of your choice. Use the Customized Easy Order Checklist below to build a hand paddle to your specifications. Paddles are universally punched to accept all handle types in this catalog.

Use STOP/STOP Hand Paddles in School Zones, and STOP/SLOW Hand Paddles at Events, for Incident Management, or in Construction Work Zones.

**ALL
Handles &
Staffs come
with standard
hardware**

Customized Easy Order Checklist

① Paddle Material Aluminum: <input type="checkbox"/> .040" <input type="checkbox"/> .080" ABS Plastic: <input type="checkbox"/> .125"	③ Legend <input type="checkbox"/> STOP/SLOW <input type="checkbox"/> STOP/STOP <i>(School Zone)</i>	⑦ Staff Size and Type <input type="checkbox"/> None <input type="checkbox"/> 60" <input type="checkbox"/> 72" <input type="checkbox"/> Galvanized Steel Conduit <input type="checkbox"/> Wood <input type="checkbox"/> Gray PVC Plastic - <i>must use with 18" PVC handle - the PVC handle and staff have been matched together and tested for a good fit.</i>
② Reflective Type <input type="checkbox"/> (DH) High Intensity Prismatic & Fluorescent Orange Diamond Grade Combo <input type="checkbox"/> (D) ALL VIP Diamond Grade <input type="checkbox"/> (H) ALL High Intensity Prismatic <input type="checkbox"/> (E) ALL Engineer Grade <input type="checkbox"/> NON-Reflective	④ Paddle Size <input type="checkbox"/> 18" x 18" <input type="checkbox"/> 24" x 24" ⑤ Handle Type and Size Galvanized Steel Conduit: <input type="checkbox"/> 10" Wood: <input type="checkbox"/> 12" <input type="checkbox"/> 18" Gray PVC Plastic: <input type="checkbox"/> 18" <i>(12" Grip Area)</i> ⑥ 4.5" Vynafoam Grip <input type="checkbox"/> None <input type="checkbox"/> YES <i>(for conduit handle only)</i>	⑧ Shipping Requirement <input type="checkbox"/> Unassembled - Recommended <input type="checkbox"/> Assembled - oversized freight charges <i>may apply and freight damage is more likely to occur.</i> ALL handles and staffs include appropriate hardware

Value Minded
Non-Reflective
18"x18" hand paddles
made of .040" aluminum
with 10" Galvanized Steel
Conduit Handle
SHP1818SL040BK10C

OPTIONAL
foam grip
for conduit
handles

Vynafoam Grip
HPZFOAMGRIP

- Use on Conduit Paddle Handles
- Color: Black • Size: 3/4" diameter X 4.5" long
- Soft, velvet-like finish with the comfort of foam and durability of vinyl.

STOP/SLOW

Durable Reflective 18" x 18" hand paddles made of .080" aluminum
High Intensity (H) reflective with 60" Conduit Staff
SHP1818SL080HK60C

Connect Hand Paddle Kits

**The Leader in
Safety and Convenience**

**.125" Black ABS plastic sign on
Gray PVC "Snap Together" plastic handle**

**NON
CONDUCTIVE**

SHP(XXXX)SLABS	(X)	(XX)
↓	↓	↓
HEAD SIZE	REFLECTIVE COMBO	HEIGHT

- 2 Head Sizes:
18" x 18" (1818) Paddle - 4.6 lbs.
24" x 24" (2424) Paddle - 5.6 lbs.
- 2 Staff Lengths: 72" (72) or 84" (84) to bottom of sign
- The PVC handle and staff which make up the length have been matched together and tested for a good fit.
- 18" Handle with 12" grip area can be used by itself as a hand paddle or attach to a staff.
- Meets Federal Specifications
- Non-Conductive, Non-Corrosive, Lightweight
- No couplings or threads involved.

**EASY
Connect
or Disconnect
in a SNAP!**

Choose from 4 Reflective Combinations:

High Intensity Prismatic Fluorescent Orange Diamond Grade Combo (DH)	ALL VIP Diamond Grade (D)	ALL High Intensity Prismatic (H)	ALL Engineer Grade (E)
--	---	--	--

3M™ Raised Pavement Markers



SERIES 290

- ◆ Apply with standard bitumen and epoxy adhesives.
- ◆ Durable, lightweight, molded-in body color thermoplastic.
- ◆ Highly reflective Diamond Grade™ microprismatic optics.
- ◆ Long-life visibility, particularly at night and in wet weather.
- ◆ Apply to asphalt or concrete surfaces in non-snowplow regions.
- ◆ Impact and abrasion resistant.
- ◆ Increase awareness with an added rumble effect.
- ◆ 100 per carton. In-Stock colors available individually.



SERIES 290 with PSA

- ◆ Applied with pressure sensitive adhesive.
- ◆ Designed for application on asphalt and portland cement concrete road surfaces.
- ◆ These markers provide highly effective, long-life visibility, particularly at night and in wet weather.

4" Traffic Buttons



6" & 8"
Ceramic
Buttons
AVAILABLE
Below



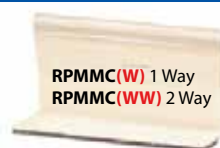
RPMMTD10500(W)N White
RPMMTD10500(Y)N Yellow
RPMMTD10500(B)N Black

- ◆ Raised hexagon pattern increases strength and adhesive surface area.
- ◆ Buttons made from polypropylene
- ◆ White (W), Yellow (Y), and Black (B)



Chip Seal Temp Markers

- ◆ Polyurethane body allows marker to straighten itself after impact.
- ◆ Reflective surface is protected by clear plastic cover. Also available with double cover
- ◆ Marker comes with adhesive attached
- ◆ White (W) or Yellow (Y), 1-way or 2-way
- ◆ 500/Box (Sold in box quantities only)



Ceramic Traffic Buttons & Jiggle Bars

Non-Reflective Ceramic Markers are maintenance-free and feature a heat fired glazed surface that promotes self-cleaning and excellent daytime visibility.



Retro-Reflective Ceramic Markers combine the power of brilliant night time visibility with a self cleaning glazed surface for exceptional daylight visibility.



Oval Button
RPMMCBO4WN
Non-Reflective
Material: Ceramic
Color: White
Size: 4"



Jiggle Bar
RPMMJB6WN
Non-Reflective
Material: Ceramic
Color: White
Size: 6"x 6"




Jiggle Bar
RPMMJB6YN
Non-Reflective
Material: Ceramic
Color: Yellow
Size: 6"x 6"



Jiggle Bar
RPMMJB6W -White
RPMMJB6Y -Yellow
Retro-Reflective 1-Way
Material: Ceramic
Size: 6"x 6"



Jiggle Bar
RPMMJB6WW -White
RPMMJB6YY -Yellow
Retro-Reflective 2-Way
Material: Ceramic
Size: 6"x 6"



Round Button
RPMMCB(X)WN
Non-Reflective
Material: Ceramic
Color: White
Sizes(X): 4", 6" or 8"



Round Button
RPMMCB(X)YN
Non-Reflective
Material: Ceramic
Color: Yellow
Sizes(X): 4", 6" or 8"



Round Button
RPMMCB(X)W
Retro-Reflective 1-Way
Material: Ceramic
Color: White
Sizes(X): 6" or 8"



Round Button
RPMMCB(X)YY
Retro-Reflective 2-Way
Material: Ceramic
Color: Yellow
Sizes(X): 6" or 8"



Round Button
RPMMCB4YYY
Retro-Reflective 2-Way
Material: Ceramic
Color: Yellow
Size: 4"



Round Button
RPMMCB4W
Retro-Reflective 1-Way
Material: Ceramic
Color: White
Size: 4"

3M™ Snow Plowable Pavement Markers



Series 190	
Applications: Spot Delineation	
Performance Features: Dry/Wet Reflectivity	
Stock#	Description (100/Box)
RPM190W	1-Way WHITE
RPM190WR	2-Way WHITE/RED
RPM190WW	2-Way WHITE/WHITE
RPM190WY	2-Way WHITE/YELLOW
RPM190Y	1-Way YELLOW
RPM190YR	2-Way YELLOW/RED
RPM190YY	2-Way YELLOW/YELLOW

Markers install into snow plowable castings. Cast Iron Housings SOLD SEPARATELY. Markers provide highly effective, long-term nighttime and wet reflective visibility in snow plow regions.

- ◆ Prismatic lens with abrasion-resistant coating
- ◆ Engineered polycarbonate body and lens; durable, impact- and weather-resistant
- ◆ Diamond Grade™ microprismatic optics provide wet and/or dry reflectivity and increases driver preview time
- ◆ For application in both asphalt and concrete road surfaces



Series 194	
Stock#	Description (600/Box)
RPM194W	1-Way WHITE
RPM194Y	1-Way YELLOW

Snowplow Marker Casting	
Stock#	Description
RPM21H1010HP	1.91" Tall High Profile Box of 10
RPM21H1010LP	1.75" Tall Low Profile Box of 12
RPM21SL150	1.5" Tall Box of 12


Series 198	
Applications: Long Lines, Ramps, Gore Markings and Curbs	
Performance Features: Wet Reflectivity	
Stock#	Description (100/Box)
RPM198W	1-Way WHITE
RPM198WR	2-Way WHITE/RED
RPM198WW	2-Way WHITE
RPM198Y	1-Way YELLOW
RPM198YR	2-Way YELLOW/RED
RPM198YY	2-Way YELLOW/YELLOW

Rumble Strips

- ◆ The **Road Rumbler** is made from a specially formulated glass-filled polymer material.
- ◆ Physical and audible warning for motorists.
- ◆ Superior road surface adhesion.
- ◆ Unique raised dot grip system and special grooves for improved adhesion.
- ◆ Adhere with marker adhesive, bottom of this page.

RPMRS(XX)ROAD0424 - 4" x 24" x 1/2" | 1.25 lbs
Color (XX): (WH) White | (YE) Yellow

Yellow is a Quick Ship Item



- ◆ The **3708 Rumble Strip** is solid uni-body marker which eliminates any hollow areas that can crack or crush when impacted by vehicle.
- ◆ Ideal to delineate gores, bike and pedestrian lanes, and road shoulders to help prevent dangerous run-off-the-road accidents.
- ◆ Install with hot melt bitumen or 2-part epoxy.

3708 Rumble Strip - RPMRS(XX)3708(XX)

Colors (XX): (BK) Black | (BU) Blue

(RE) Red | (WH) White | (YE) Yellow

Lengths (XX): (1) 12" | (04) 4' | (05) 5' | (06) 6' | (08) 8'

Recycled Rubber Speed Bumps & Parking Curbs



- ◆ Made of 100% recycled rubber tires
- ◆ Embedded reflective glass beads
- ◆ Removable, flexible, durable
- ◆ Installs with 14" rebar spikes (1/2" masonry bit required)



Stock#	Description	Size	Spikes	Weight
RPMRRSB48	Speed Bump	4' x 2.25" x 11"	3	35 lbs.
RPMRRSB72	Speed Bump	6' x 2.25" x 11"	5	52 lbs.
RPMRRPC6YEBK	Yellow Parking Curb	6' x 6" x 4.25"	4	38 lbs.
RPMRRPC6WHBK	White Parking Curb	6' x 6" x 4.25"	4	38 lbs.
RPMRRPC6BUBK	Handicap Blue Parking Curb	6' x 6" x 4.25"	4	38 lbs.
RPMRRSPIKE	Rebar Spike Pointed	14"		1.22 lbs.



Marker Adhesives

Stock#	Description	# Markers
RPMABITUMEN	Adhesive Bituminous - 55# Carton	165
RPMAPPOXYKITGAL02	Adhesive Epoxy Kit - 2 Gallon (1 ea A/B)	200
RPMAPPOXYKITGAL10	Adhesive Epoxy Kit - 10 Gallon (5 ea A/B)	1000
RPMAPPOXYKITQT02	Adhesive Epoxy Kit - 2 Quart (1 ea A/B)	50
RPMAPPOXYKITTUBE	Adhesive Epoxy Tube Kit (1 ea A/B)	8-12
RPMABUTYLPAD(XX)	Adhesive Butyl Single Pad - Sizes: (44) 4" x 4" (88) 8" x 8" (8ROUND) 8" Diameter Round	1
RPMABUNDYZADHS	Bundy Thermoplastic Adhesive Sealer for Concrete 13 oz Spray Can	
RPMABUNDY(XX)5BOX	Bundy Thermoplastic Adhesive Size: 5" x 5" Colors: (BK) Black (BU) Blue (WH) White (YE) Yellow	140

Stock#	Description	# Markers
RPMASBUNDYGY0239BOX	Super Bundy Thermoplastic Adhesive Size: 2" x 39" Color: Grey	40
RPMASBUNDYGY8BOX	Super Bundy Thermoplastic Adhesive Size: 8" x 8" Color: Grey	40
RPMASHOTSPOTBK5	Hotspot Thermoplastic Adhesive Size: 5" x 5" Color: Black	1
RPMASHOTSPOT(XX)5BOX	Hotspot Thermoplastic Adhesive Size: 5" x 5" Colors: (BK) Black (BU) Blue (WH) White (YE) Yellow	150
RPMASHOTSPOTBK8BOX	Hotspot Thermoplastic Adhesive Size: 8" x 8" Color: Black	80

3M™ Stamark Pavement Markings



- ✓ Superior daytime visibility
- ✓ High reflectivity at night
- ✓ Reinforced toughness
- ✓ Extended season productivity
- ✓ Easy application



Tapes also Available with Liner, Call for Details.

380 ES Series Extended Season High Performance Tape

Solid Non-Linered: RPMTRA380IES - white | RPMTRA381IES - yellow

Sizes: 20 yds (48") | 30 yds (4", 5", 6", 8", 10", 12", 16", 18", 24") | 80 yds (8") | 100 yds (4", 5", 6")

Solid Non-Linered: RPMTRA385IES - black Sizes: 25 yds (4", 6", 8", 12", 24")

Contrast Non-Linered: RPMTRA380I5ES - white | RPMTRA381I5ES - yellow

Sizes: 50 yds (7", 8", 9", 11" includes 1½" black border)

- ◆ May be applied in temperatures as cool as 40 degrees F.

380 AW Series ALL Weather High Performance Tape

Solid Non-Linered: RPMTRA380AW - white | RPMTRA381AW - yellow

Sizes: 20 yds (48") | 25 yds (10", 12", 16", 18", 24") | 60 yds (8")

Contrast Non-Linered: RPMTRA380AW5 - white | RPMTRA381AW5 - yellow

Sizes: 50 yds (7", 8", 9", 11" includes 1½" black border)

- ◆ Includes "extended season" adhesive for application during normal season, or during early/late season with surface prep adhesive.

270 ES Series Intersection Durable Tape

Solid Non-Linered: RPMTRA270ES - white | RPMTRA271ES - yellow

Sizes: 20 yds (48") | 30 yds (4", 6", 8", 12", 16", 18", 24", 36") | 100 yds (4", 6")

- ◆ Exceptionally durable, long-lasting visibility, ideal for intersections.

710 Series Wet Reflective Removable Tape

Solid Non-Linered: RPMTRA710 - white | RPMTRA711 - yellow

Sizes: 20 yds (48") | 40 yds (4", 6", 8") | 120 yds (4", 5", 6")

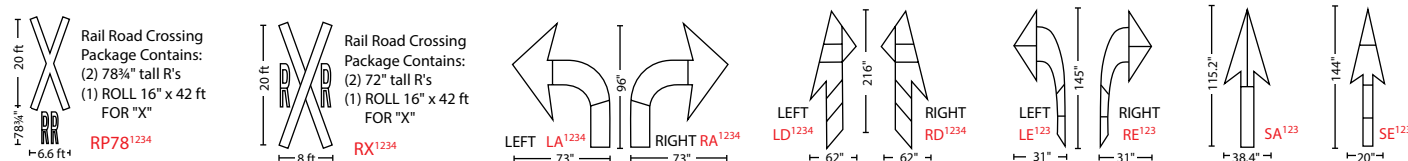
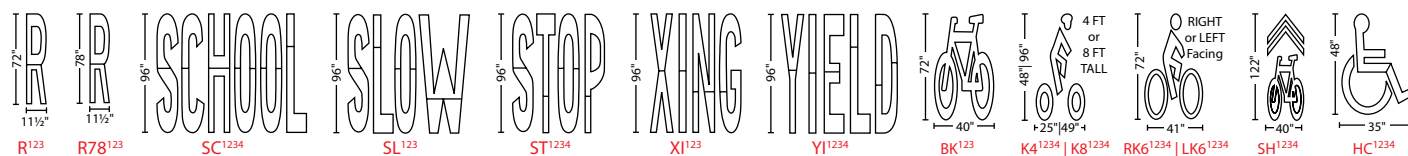
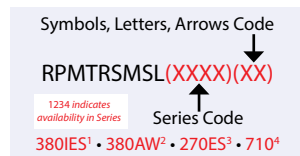
Contrast Non-Linered: RPMTRA7105 - white | RPMTRA7115 - yellow

Sizes: 65 yds (7", 8", 9" includes 1½" black border)

Solid Non-Linered: RPMTRA715 - black Sizes: 40 yds (6", 8") | 120 yds (6", 8")

- ◆ Designed to perform for the duration of a normal construction season.
- ◆ Superior adhesion and conformability, fast and easy to apply and remove, and eliminates grinding.

380IES Series • 380AW Series • 270ES Series • 710 Series Pre-Cut Legends, Symbols and Arrows



HotTape® Lines, Legends & Arrows

HotTape® Legends and Arrows

- ◆ Available in standard FHWA designs that are compliant with the Manual on Uniform Traffic Control Devices (MUTCD) including lines, arrows, bike lane markings, railroad markings and word legends such as "STOP", "ONLY", and "SCHOOL" plus many legends shown above on this page.
- ◆ Call a Customer Service Representative for Details.

HotTape® Lines

RPMTP90(##)03(XX) - 3ft length x various widths

Width (##): (04) 4" | (05) 5" | (06) 6" | (08) 8" | (12) 12" | (16) 16" | (18) 18" | (24) 24"

Colors (XX): (WH) White | (YE) Yellow (NOTE: Also available in 90-mil rolls and 125-mil lines)

For HotTape® Application (Cylinder SOLD Separately)

RPMTPMTORCH - Magnum Heat Torch w/ 30' Hose

RPMTPMTTROLLEY - Hot Tape Magnum Tank Trolley

PreMark® Lines, Legends & Arrows

PreMark® Lines, Legends and Arrows

- ◆ Available in the FHWA Standard sizes as shown in the Manual on Uniform Traffic Control Devices (MUTCD) similar to many legends shown above on this page as well as custom designs.
- ◆ Call a Customer Service Representative for Details.

PreMark® Lines

RPMTPPM125(##)03(XX) - 3ft length x various widths

Width (##): (04) 4" | (05) 5" | (06) 6" | (08) 8" | (12) 12" | (16) 16" | (18) 18" | (24) 24"

Colors (XX): (WH) White | (YE) Yellow

For PreMark Application use: (Cylinder SOLD Separately)

RPMTPPM2000EXHTORCH - Pre-Mark Flint 2000 EX Heat Torch 5" Nozzle

RPMTPPMC20LPGCYL - Pre-Mark C-20 Mark LPG Cylinder (20lb capacity)

RPMTPPMC40LPGCYL - Pre-Mark C-40 Mark LPG Cylinder (40lb capacity)

Inverted Tip Marking Paints, Wands and Machines

Water Based Marking Paint

Unleaded • APWA Approved • Cap-On Spray Mechanism

Stock# **RPMPITIPWB(XX)**

Colors (XX): (RE) Brilliant Red APWA
(WH) Brilliant White APWA | (FBU) Flo Caution Blue
(FOR) Flo Orange | (FPI) Flo Pink | (FPU) Flo Purple
(FGR) Flo Safety Green | (FRE) Flo Safety Red
(YE) Utility Yellow APWA

Solvent Based Marking Paint

More durable than water based paint • Unleaded
APWA Approved • Cap-On Spray Mechanism

Stock# **RPMPITIPSB(XX)**

Colors (XX): (BK) Asphalt Black | (BU) Blue APWA
(FBU) Flo Blue | (FPI) Flo Hot Pink
(FGR) Flo Neon Green | (FOR) Flo Orange
(FROR) Flo Red/Orange | (FRE) Flo Safety Red
(GR) Green APWA | (YE) Hi Vis Yellow APWA
(RE) Red APWA | (WH) Utility White APWA
(PU) Flo Purple

Marking Chalk

More permanent than water based paint
Unleaded • Non-Clogging Tip

Stock# **RPMPITIPMC(XX)**

Colors (XX): (BU) Blue | (GR) Green | (OR) Orange
(RE) Red | (WH) White | (YE) Yellow

Athletic Field Striping Paint

Water Based • VOC Compliant • Unleaded • APWA Colors

Stock# **RPMPITIPAFSA(XX)**

Colors (XX): (WH) White | (YE) Yellow | (OR) Orange
(FLOR) Flo Orange | (RBU) Royal Blue | (TGR) Turf Green

Pavement Striping Paint

30 Minute Dry Time • VOC Compliant • Unleaded

Stock# **RPMPITIPPS(XX)**

Colors (XX): (CUBK) Cover-Up Black
(FRE) Fire Lane Red | (HBU) Handicap Blue
(HWH) Highway White | (HYE) Highway Yellow



- ◆ 20 oz. Krylon Cans
- ◆ Sold by Case (12 Cans/Case)



Pavement Striping Machine

RPMPITIPPSM

- ◆ Makes 2"-4" Line
- ◆ 18 gauge steel
- ◆ 7" Wheels
- ◆ Stores a full case of paint



APWA Uniform Color Code

- ◆ **White:** Proposed Excavation
- ◆ **Pink:** Temporary Survey Markings
- ◆ **Red:** Electric Power Lines, Cables, Conduit and Lighting Cables
- ◆ **Yellow:** Gas, Oil, Steam, Petroleum or Gaseous Materials
- ◆ **Orange:** Communication, Alarm or Signal Lines, Cables or Conduit
- ◆ **Blue:** Potable Water
- ◆ **Purple:** Reclaimed Water, Irrigation and Slurry Lines
- ◆ **Green:** Sewers and Drain Lines

Athletic Field Striping Machine

RPMPITIPAFSM

- ◆ 18 gauge steel
- ◆ 10" Wheels
- ◆ Stores a full case of paint



Marking Flags

◆ RSP950(XXXX)4521

Fluorescent Colors:

(FLGR) Flo Green | (FLLI) Flo Lime
(FLOR) Flo Orange | (FLPK) Flo Pink
(FLRR) Flo Rocket Red

◆ RSP951(XX)4521

Standard Colors:

(BK) Black | (BU) Blue | (CL) Clear
(GR) Green | (OR) Orange
(PU) Purple | (RE) Red | (SL) Silver
(WH) White | (YE) Yellow

- ◆ 4" x 5" flag w/21" wire staff is a Top Seller.



- ◆ Many other variations and custom printed flags are available (min qty of 1,000 on flag orders)



Reflective Glass Beads



RPMBEAD

BEST PRICE
40 Bag Pallet

- ◆ "Drop On" Glass Beads
- ◆ AASHTO Type I Specifications
- ◆ 50 Lb. Bags



RPMTFOL200W0450 White
RPMTFOL200Y0450 Yellow



Reflective temporary construction grade pavement tape withstands tough weather and road conditions. 4" X 50 yards

- ◆ Glass beads are dropped or sprayed upon pavement markings to produce a reflectorized marking.
- ◆ High end glass beads suitable for state DOT jobs and exceed city/county/parking lot specifications.

Graphic Word & Symbol Stencils

PAVEMENT MARKINGS



1 Piece Stencil

Golf Cart
RPMS033628GOLF
36"x28" | 1/16" thick



1 Piece Stencil

Roller Blading In-Line Skating
RPMS031620ROLLINSKT
16"x20" | 1/16" thick



1 Piece Stencil

Baby & Stork
RPMS034524STORK
45"x24" | 1/16" thick



1 Piece Stencil

Baby & Carriage
RPMS033236BABYCAR
32"x36" | 1/16" thick



1 Piece Stencil

No Parking
RPMS0326NP
26" Diameter | 1/8" thick




1 Piece Stencil

No Skateboards
RPMS0326NOSKT
26" Diameter | 1/16" thick




1 Piece Stencil

Clean Up! Trash Your Trash
RPMS031012TRASH
10"x12" | 1/16" thick



Maltese Cross
RPMS033737MALCROSS
37"x37" | 1/8" thick



2 Piece Stencil

Fire Hydrant w/Arrow
RPMS031833FIREHYDA
18"x33" | 1/8" thick



2 Piece Stencil

Clean In Clean Out
RPMS036060CLEAN
60"x60" | 1/16" thick



1 Piece Stencil

No Roller Skating
RPMS03NOROLLBLADE
26" Diameter | 1/16" thick



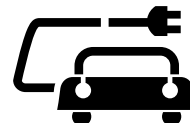
2 Piece Stencil

Speed Hump
RPMS037272SPEEDHUMP
72"x72" | 1/8" thick



2 Piece Stencil

Electric Charging Station/Parking Stalls
RPMS034035ELECCHRG
40"x35" | 1/8" thick



1 Piece Stencil

Electric Charging Station/Parking Stalls
RPMS034344ELECCHRG
43"x44" | 1/16" thick

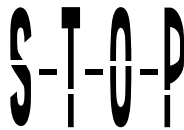


1 Piece Stencil

Alt Parking Stall
RPMS0346ALTPARKSTALL
46" Diameter | 1/8" thick



STOP - Military Style
RPMS05(XX)MILITARYSTP
(60) 60" | (96) 96" | 1/8" thick



S-T-O-P
RPMS0560STOP
60" High | 1/8" thick



STOP
RPMS0596STOP
96" High | 1/8" thick




YIELD
RPMS0536YIELD
36" High | 1/8" thick




1 Piece Stencil

Sewer Grate
RPMS032436SEWER
24"x36" | 1/8" thick



Compact Car
RPMS033630COMCAR
36"x30" | 1/16" thick




1 Piece Stencil

Motorcycle Parking
RPMS033625MOTORPARK
36"x25" | 1/8" thick



1 Piece Stencil

Electric Charging Station/Parking Stalls
RPMS0345ELECCHRG
45" Diameter | 1/16" thick



Buckle-Up
RPMS039628BUCKLE
96"x28" | 1/8" thick



Barricade Stripe
RPMS030672BS
6"x72" | 1/8" thick



1 Piece Stencil

Electric Charging Station Parking Stalls
RPMS033648ELECCHRG
36"x48" | 1/8" thick




1 Piece Stencil

Low-Emitting & Fuel Efficient Vehicle
RPMS034824LOWEMFUELV
48"x24" | 1/8" thick




1 Piece Stencil

Compact Car
RPMS033648COMCAR
36"x48" | 1/8" thick



Circle
RPMS08XXCIRCLEPLAY
Custom Size 4"-30" | 1/8" thick



Tic Tac Toe with 4 X's & 4 O's
RPMS081212TTTKIT
12"x12" | 1/8" thick



McDonald's Drive
RPMS507134MCDDRIVE
71"x34" | 1/8" or 1/16" thick



McDonald's Thru
RPMS507134MCDTHRU
71"x34" | 1/8" or 1/16" thick



McDonald's Arch
RPMS508472MCDARCH
84"x78" | 1/8" or 1/16" thick



McDonald's Thank
RPMS507934MCDTHANK
79"x34" | 1/8" or 1/16" thick



McDonald's You
RPMS504634MCDYOU
46"x34" | 1/8" or 1/16" thick



McDonald's Circles/Arrows
RPMS5042MCD CIRARR3
42" Diameter | 1/8" or 1/16" thick



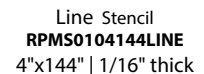
Leaf w/Roadway Low Emit Fuel
RPMS033655LEAFROAD
36"x55" | 1/16" thick



Double Leaf - Low Emitting Fuels
RPMS034040DBLEAF
40"x40" | 1/8" thick


























Crosswalk Awareness
RPMS03(XX)LOOK
(12) 12" or (16) 16" letters
1/8" thick





Line Stencil
RPMS0104144LINE
4"x144" | 1/16" thick
Crosswalk Bar
RPMS01(XXXX)CROSSBAR
24" or 36" x72" | 1/8" thick

Word & Graphic Stencils


				
Stop Bar RPMS019624SB 96"x24" 1/8" thick	Stop Bar RPMS019616SB 96"x16" 1/8" thick	Stop Bar RPMS019612SB 96"x12" 1/8" thick	Stop Bar RPMS019606SB 96"x6" 1/8" thick	Stop Bar RPMS019604SB 96"x4" 1/8" thick
	 2 Piece Stencil			 1 Piece Stencil
Bicycle Loop RPMS031743BL 17"x43" 1/8" thick	Bike Shared Lane RPMS0340(XXX)SHAREBIC 40" x (111)"or (69)" 1/8" thick	Biking Awareness RPMS032018BIKEAWARE 20"x18" 1/16" thick	Bicycle Diamond RPMS033672BICDIA 36"x72" 1/8" thick	Walk Bike RPMS031818WALKBIKE 18"x18" 1/16" thick
				
Bike Lane (w/helmet) RPMS0340(XX)BLANEH 40"x(60)" or (72)" 1/8" thick	Bike Lane w/Arrow RPMS03BLANE A Size dependent on PMS0340(XX)BLANEH 1/8" thick	Bike Lane (no helmet) RPMS03(XXXX)BLANE (1733)17"x33" (2448) 24"x48" 1/8" thick	Bike Trail RPMS036540BTRAIL 65"x40" 1/8" thick	No Bicycles RPMS0342NOBICYCLE 42" Diameter 1/16" thick
		 1 Piece Stencil	 1 Piece Stencil	 1 Piece Stencil
Child Running RPMS032548CRUN 25"x48" 1/8" thick	Pedestrian Crossing RPMS034060PEDCROSS 36"x60" 1/8" thick	No Pedestrians RPMS0342NOPEDESTRIAN 42" Diameter 1/16" thick	Recycle RPMS0336RECYCLE 36" Diameter 1/8" thick	No Smoking RPMS0336NS 36" Diameter 1/8" thick
 2 Piece Stencil	 2 Piece Stencil	 2 Piece Stencil		
6' RR XING (PENNDOT SPEC) "R" - RPMSPA0366RR "X" - RPMSPA03RRX 1/8" thick	6' Fed "R" for Railroad XING RPMS0306RRXCROSSF "X" for Railroad XING RPMS0320RRX 1/8" thick	5' Fed "R" for Railroad XING RPMS0305RRXCROSS "X" for Railroad XING RPMS0320RRX 8ft wide x 20 ft high 1/8" thick		

Handicap/Disabled Stencils


12" x 18" ADA SYMBOLS • 6" Wording • 1 Piece Stencils
• Made from Durable 1/8" Poly Material

			 2 Piece Stencil	 2 Piece Stencil
RPMS05ADANP	RPMS05ADAVAN	RPMS05ADAHP	Active Handicap (NY SPEC) RPMS03(XXXX)H (3628) 36"x28" (4536) 45"x36" 1/8" thick	Walmart ADA Handicap RPMS08472WALADAH2 (8472) 84"x72" 1/8" thick
	RPMS032422H 24.5"x22" Handicap Symbol RPMS032032HB 20"x32" Handicap Symbol w/Border RPMS034045HBORDER 40"x45" Handicap Border Stencils are 1/8" thick			RPMS031812H1 12"x18" Handicap Symbol (1.25" Stroke) RPMS033224H2 32"x24" Handicap Symbol (2" stroke) RPMS034133H25 41"x33" Handicap Symbol (2.5" stroke) RPMS034236H35 42"x36" Handicap Symbol (3.5" stroke) Stencils are 1/8" thick

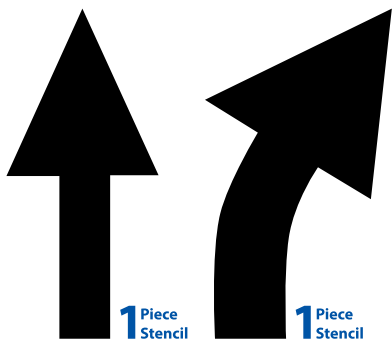
Federal Spec. Arrow Stencils



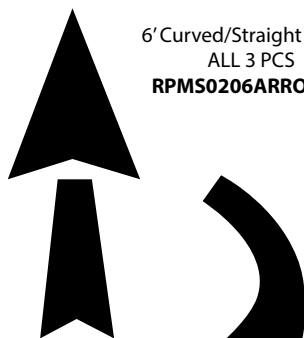
Multi-Purpose
22" Straight Arrow
RPMS0222ARROWS
1/8" thick



Multi-Purpose
24" Curved Arrow
RPMS0224ARROWC
1/8" thick




5' Straight Arrow
RPMS0205ARROWS
5' Curved Arrow
RPMS0205ARROWC
1/8" thick



6' Curved/Straight Arrow
ALL 3 PCS
RPMS0206ARROWCS


6' Straight Arrow - 2 PCS
RPMS0206ARROWS
6' Curved Arrow - 2 PCS
RPMS0206ARROWC
1/8" thick




Curved Arrow
RPMS0208ARROWCF
Size: 72" x 8' | 1/8" thick



Curved/Straight Combo Tail
RPMS021207ARROWCOMF
Size: 44" x 7' | 1/8" thick




Lane Reduction Arrow
RPMS0218ARROWLRF
Size: 18' long x 5'6" wide 1/8" thick



U-Turn Arrow
RPMS0208ARROWUF
Size: 8' long x 9'2" wide | 1/8" thick

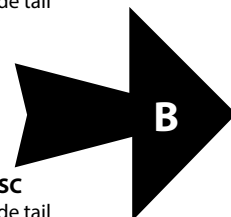
Arrow A
RPMS0236ARROWASC

36" L x 18" W x 10" wide tail
1/8" thick
(Both Straight & Curve Arrow included)



36" Arrow B
RPMS0236ARROWBSC


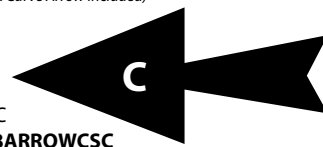
36" L x 24" W x 12" wide tail
(Both Straight & Curve Arrow included)



48" Arrow C

RPMS0248ARROWCSC

48" L x 24" W x 14" wide tail | 1/8" thick
(Both Straight & Curve Arrow included)




Straight Arrow
RPMS0295ARROWSF
Size: 38" x 9.5' | 1/8" thick



PENN DOT
Spec
Arrows


2 Piece Stencils



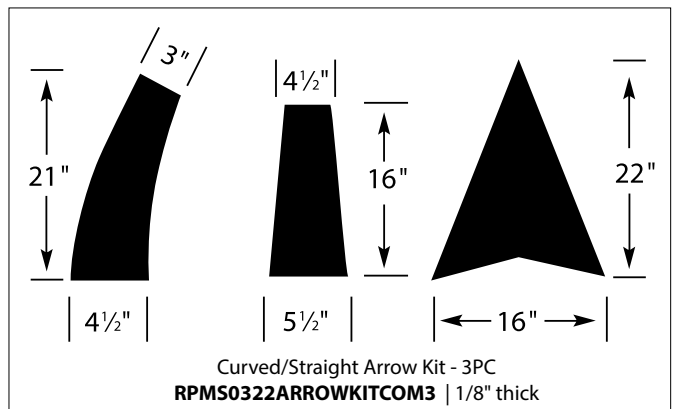
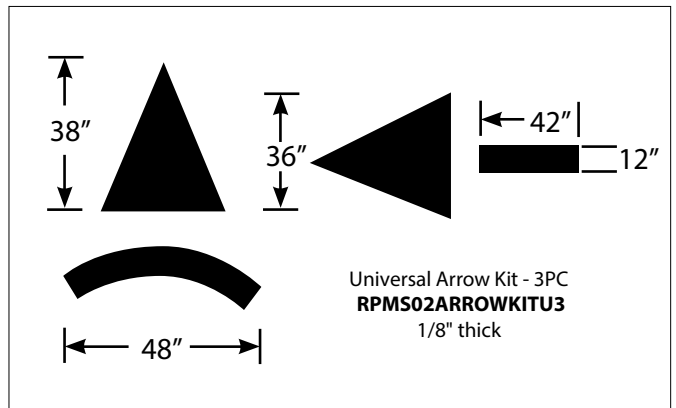
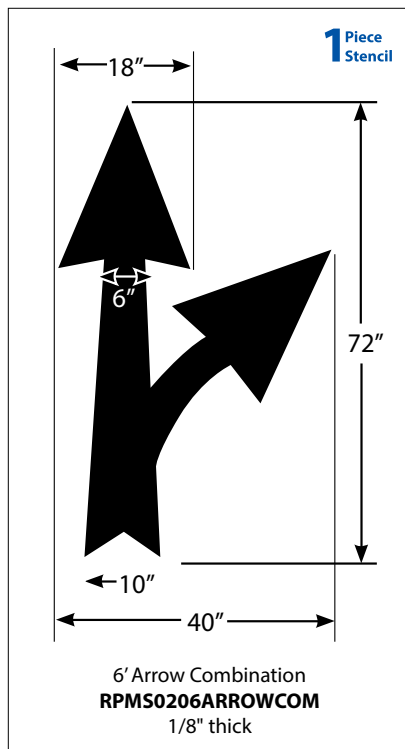
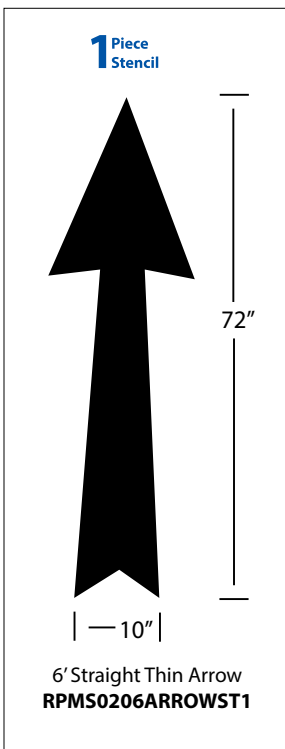
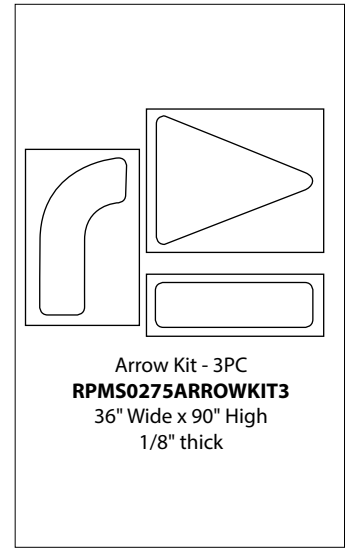
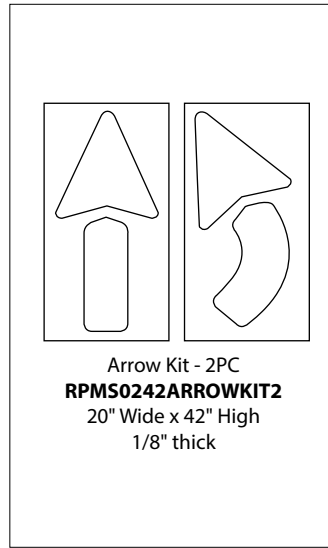
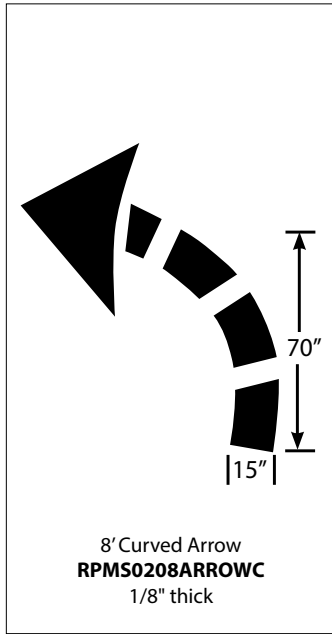
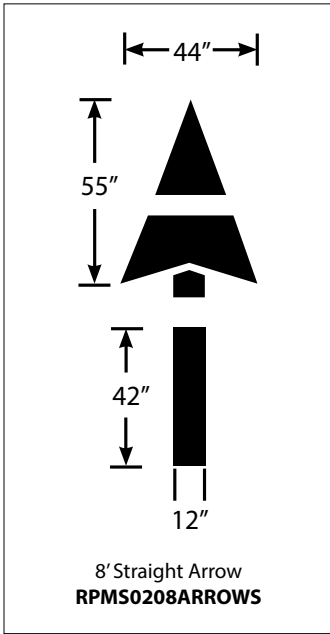
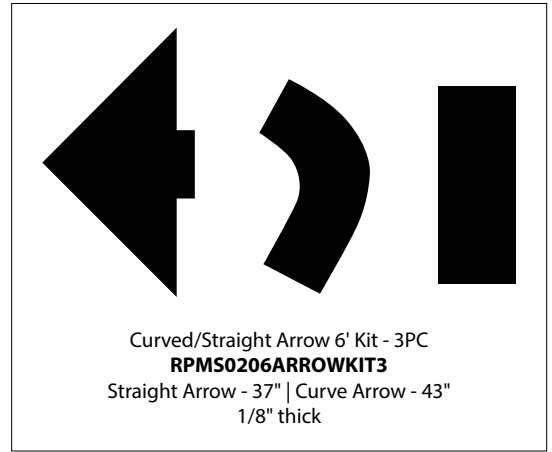
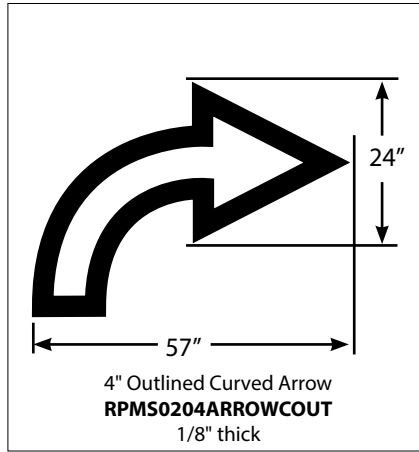
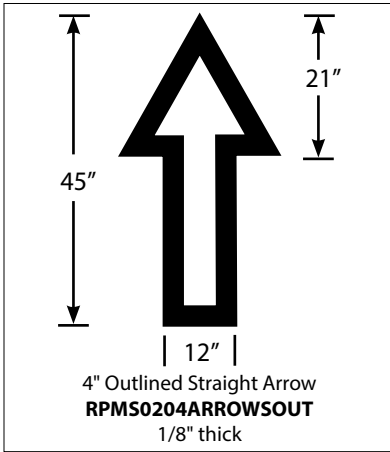
RPMSPA0236ARROWC RPMSPA0220ARROWS

Size: 36" x 144"
1/8" thick

Size: 20" x 144"
1/8" thick



California Loop
RPMSCA01LOOPXXXX
(35 SIZES AVAILABLE) | 1/8" thick



Word Stencils

4" High Letters

RPMS0504COM	COMPACT
RPMS0504CUS	CUSTOMER
RPMS0504FIRE	FIRE
RPMS0504GUEST	GUEST
RPMS0504H	HANDICAP
RPMS0504LANE	LANE
RPMS0504LOAD	LOADING
RPMS0504MGR	MANAGER
RPMS0504MIN	MIN
RPMS0504ND	NO DIVING
RPMS0504NP	NO PARKING
RPMS0504NROLL	NO ROLLER BLADING
RPMS0504NR	NO RUNNING
RPMS0504ONLY	ONLY
RPMS0504P	PARKING
RPMS0504RESI	RESIDENT
RPMS0504RES	RESERVED
RPMS0504SKT	SKATEBOARDING
RPMS0504VIS	VISITOR
RPMS0504WFS	

**WAIT FOR
WALK SIGNAL**

RPMS0504ZONE ZONE

6" High Letters

RPMS0506ACC	ACCESSIBLE
RPMS0506COM	COMPACT
RPMS0506EXIT	EXIT
RPMS0506FIRE	FIRE
RPMS0506H	HANDICAP
RPMS0506LANE	LANE
RPMS0506LOAD	LOADING
RPMS0506ND	NO DIVING
RPMS0506NR	NO RUNNING
RPMS0506NSK	NO SKATEBOARDING
RPMS0506NS	NO SMOKING
RPMS0506NP	NO PARKING
RPMS0506ONLY	ONLY
RPMS0506P	PARKING
RPMS0506RES	RESERVED
RPMS0506SL	

STOP - LOOK

RPMS0506VAN VAN

RPMS0506VIS VISITOR

RPMS0506ZONE ZONE

8" High Letters

RPMS0508ASST	ASST
RPMS0508CARS	CARS
RPMS0508CHIEF	CHIEF
RPMS0508COM	COMPACT
RPMS0508CUS	CUSTOMER
RPMS0508DOC	DOCTOR
RPMS0508FIRE	FIRE
RPMS0508H	HANDICAP
RPMS0508LANE	LANE
RPMS0508LOAD	LOADING
RPMS0508MGR	MANAGER
RPMS0508MGRA	MGR
RPMS0508NP	NO PARKING
RPMS0508ONLY	ONLY
RPMS0508P	PARKING
RPMS0508PRES	PRESIDENT
RPMS0508RES	RESERVED
RPMS0508SEN	SENIOR
RPMS0508STA	STAND
RPMS0508TAXI	TAXI
RPMS0508VICE	VICE
RPMS0508VIS	VISITOR
RPMS0508ZONE	ZONE

10" High Letters

RPMS0510ASST	ASST
RPMS0510CARS	CARS
RPMS0510CHIEF	CHIEF
RPMS0510COM	COMPACT
RPMS0510CUS	CUSTOMER
RPMS0510DOC	DOCTOR
RPMS0510FIRE	FIRE
RPMS0510H	HANDICAP
RPMS0510LANE	LANE
RPMS0510LOAD	LOADING
RPMS0510MGR	MANAGER
RPMS0510MGRA	MGR
RPMS0510NP	NO PARKING
RPMS0510OW	ONE WAY
RPMS0510ONLY	ONLY
RPMS0510P	PARKING
RPMS0510PRES	PRESIDENT
RPMS0510RESC	RESERVED (CONDENSED)
RPMS0510RES	RESERVED
RPMS0510SEN	SENIOR
RPMS0510STA	STAND
RPMS0510STOP	STOP
RPMS0510TAXI	TAXI
RPMS0510VICE	VICE
RPMS0510VIS	VISITOR
RPMS0510ZONE	ZONE

9" High Letters

1 Piece Stencil RPMS0509NP	NO PARKING
1 Piece Stencil RPMS0509SS	SLOW SPEED

12" High Letters

RPMS0512COM	COMPACT
RPMS0512CUS	CUSTOMER
RPMS0512DO	DO
RPMS0512DRIVE	DRIVE
RPMS0512ENTER	ENTER
RPMS0512EXIT	EXIT
RPMS0512FIRE	FIRE
RPMS0512LANE	LANE
RPMS0512LOAD	LOADING
RPMS0512NO	NO
RPMS0512NOT	NOT
RPMS0512ONLY	ONLY
RPMS0512P	PARKING
RPMS0512RES	RESERVED
RPMS0512STOP	STOP
RPMS0512THRU	THRU
RPMS0512VIS	VISITOR
RPMS0512ZONE	ZONE

18" High Letters

RPMS0518DO	DO
RPMS0518DRIVE	DRIVE
RPMS0518ENTER	ENTER
RPMS0518EXIT	EXIT
RPMS0518FIRE	FIRE
RPMS0518IN	IN
RPMS0518LANE	LANE
RPMS0518NO	NO
RPMS0518NOT	NOT
RPMS0518ONE	ONE
RPMS0518ONLY	ONLY
RPMS0518OUT	OUT
RPMS0518P	PARKING
RPMS0518STOP	STOP
RPMS0518THRU	THRU
RPMS0518WAY	WAY
RPMS0518ZONE	ZONE

**ONE
WAY**


RPMS0510OW

24" High Letters

RPMS0524NO	NO
RPMS0524P	PARKING
RPMS0524DO	DO
RPMS0524NOT	NOT
RPMS0524FIRE	FIRE
RPMS0524LANE	LANE
RPMS0524ZONE	ZONE
RPMS0524ENTER	ENTER
RPMS0524EXIT	EXIT
RPMS0524DRIVE	DRIVE
RPMS0524THRU	THRU
RPMS0524LOAD	LOADING
RPMS0524ONE	ONE
RPMS0524WAY	WAY
RPMS0524STOP	STOP
RPMS0524ONLY	ONLY
RPMS0524SLOW	SLOW
RPMS0524AHEAD	AHEAD

48" High Letters

1 & 2 Piece Stencils • Made from Durable 1/8" Poly Material



3" High Word Stencils

1/16" Poly Fuel Identification/
Environmental Word Stencils

RPMS0503FUELENVIRON

(specify legend when ordering)

1 Piece Stencil Available Legends:

**VAPOR RECOVERY
REGULAR
KEROSENE
DIESEL
PREMIUM
PLUS**

1/16" Poly Parks and
Recreation Word Stencils

RPMS0503PARKRECREAT

(specify legend when ordering)

1 Piece Stencil Available Legends:

**RESERVED
VISITOR
NO PARKING
FIRE LANE
ONLY
HANDICAPPED**

Wheel Stop Stencils

RPMS01234WHEELSTOPXX

Wheel Stop Stencils

1/16" Poly


2 3/4" High Letter

Available Legends:

**RESERVED
VISITOR
HANDICAPPED
COMPACT CARS**



Wheel Stop Over Spray Kit
RPMS01WHEELSTOPKIT



Brite-Max Single-View Post Reflectors



Affix Brite-Max Single View Post Reflectors to U-Channel, Square, or Wood posts to enhance safety by making signs more visible.



MUTCD Guidance

Enhanced Conspicuity for Standard Signs (Section 2A.15)

Brite Max Post Reflectors are 30", 36", 48", 60", 72", or 84" Long. Combinations of them may be used so that they meet the MUTCD requirement of covering the full length of the sign support from the sign to within 2 feet above the edge of the roadway. They shall match the background color of the sign, except that the color of the strip for the YIELD and DO NOT ENTER signs shall be red. Passive highway-rail grade crossings require Brite-Max Post Reflectors on the front and back of the sign supports.

COLOR DEFINITIONS:

- ◆ **WHITE:** Use under white signs and plaques; such as Speed Limit, Intersection and Lane Control, Passing and Guidance, and Highway-Rail Grade signs.
- ◆ **YELLOW:** Use under yellow signs and plaques; such as Warning, Passing, Vehicular, Non-Vehicular, Neighborhood, Child Safety, Highway-Rail Grade, Roadway Conditions and Advance Traffic signs.
- ◆ **RED:** Use under red signs and plaques; such as Stop, Yield, Do Not Enter, All Way or Wrong Way signs.
- ◆ **FLUORESCENT YELLOW-GREEN:** Use under signs in school zones.
- ◆ **ORANGE/FLUORESCENT ORANGE:** Use under signs in construction work zones.

- ◆ **PRODUCT ID:** BA080(X)(XX)(XXXX)BM
- ◆ Single-View Reflectors are flat without angled sides.
- ◆ All Brite-Max Post Reflectors may be stacked for more effectiveness.
- ◆ Utilize a Brite-Max Post Reflector on both sides of a post in the same or different colors to further delineate the roadway.
- ◆ **Materials:** Reflective Sheeting mounted on .080" Aluminum
- ◆ **3M™ Reflective Sheeting (X): (H)** High Intensity Prismatic (D) VIP Diamond Grade | (3) DG3 Diamond Grade Cube
- ◆ **Colors (XX): (YE)** Yellow | **(FY)** Fluorescent Yellow (WH) White | **(RE)** Red | **(OR)** Orange/Fluorescent Orange (FG) Fluorescent Yellow-Green
- ◆ **Sizes (XXXX): (0330)** 3" x 30" | **(0336)** 3" x 36" | **(0348)** 3" x 48" **(0360)** 3" x 60" | **(0372)** 3" x 72" | **(0384)** 3" x 84"
- ◆ **Hole Punch:** 2 mounting holes on center - 3" in on 3" side. Reflectors over 36" also have 1 hole on center.
- ◆ **Compatibility:** Fasten to U-Channel, square, wood posts with mounting hardware, or mount to round posts using standard round post to traffic sign brackets. Brackets and hardware, sold separately.
- ◆ **NOTE:** Standard available sizes, colors and sheeting combinations shown, custom combinations available.



(H/D/3)(YE)



(D/3)(FY)



(H/D/3)(WH)



(H)(OR)



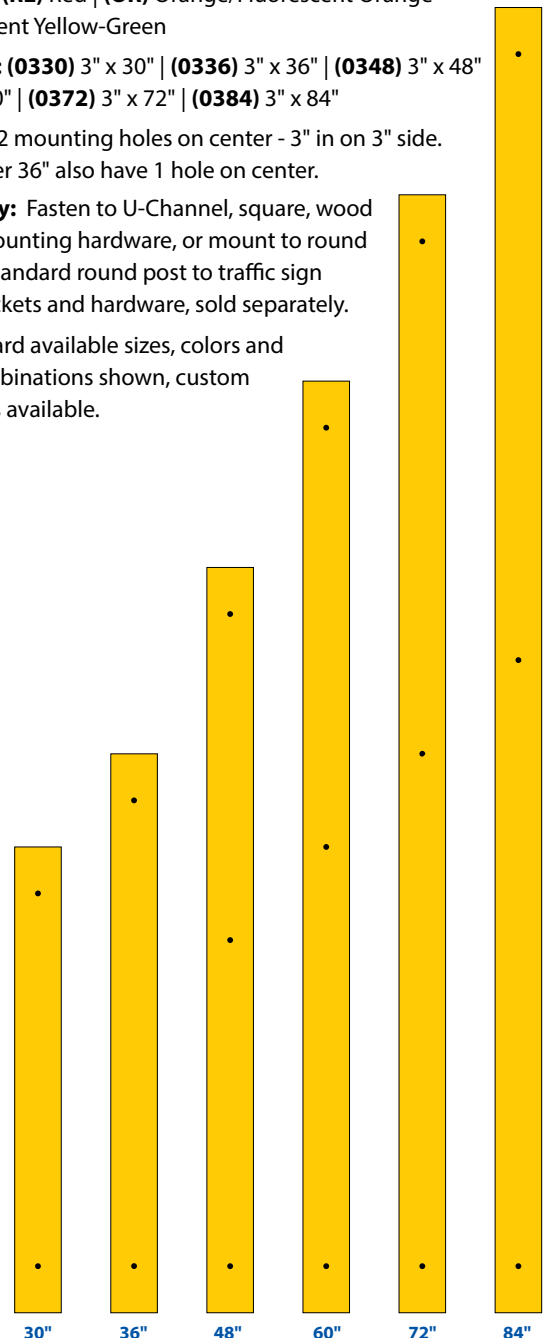
(D/3)(OR)



(H/D/3)(RE)



(D/3)(FG)





Brite-Max Multi-View Post Reflectors are far superior to plastic competitive products. All Brite-Max products meet sheeted aluminum blank signs standards for long lasting durability and visibility.



MUTCD Guidance

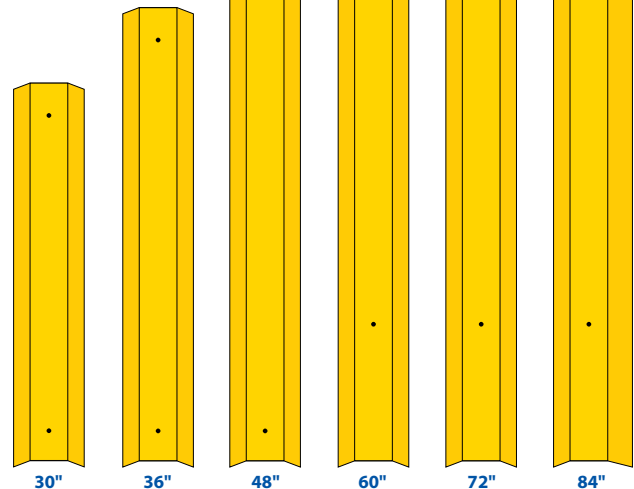

Enhanced Conspicuity for Standard Signs (Section 2A.15)

Brite Max Post Reflectors are 30", 36", 48", 60", 72", or 84" Long. Combinations of them may be used so that they meet the MUTCD requirement of covering the full length of the sign support from the sign to within 2 feet above the edge of the roadway. They shall match the background color of the sign, except that the color of the strip for the YIELD and DO NOT ENTER signs shall be red. Passive highway-rail grade crossings require Brite-Max Post Reflectors on the front and back of the sign supports.

COLOR DEFINITIONS:

- ◆ **WHITE:** Use under white signs and plaques; such as Speed Limit, Intersection and Lane Control, Passing and Guidance, and Highway-Rail Grade signs.
- ◆ **YELLOW:** Use under yellow signs and plaques; such as Warning, Passing, Vehicular, Non-Vehicular, Neighborhood, Child Safety, Highway-Rail Grade, Roadway Conditions and Advance Traffic signs.
- ◆ **RED:** Use under red signs and plaques; such as Stop, Yield, Do Not Enter, All Way or Wrong Way signs.
- ◆ **FLUORESCENT YELLOW-GREEN:** Use under signs in school zones.
- ◆ **ORANGE/FLUORESCENT ORANGE:** Use under signs in construction work zones.

- ◆ **PRODUCT ID: BA080(X)(XX)(XXXX)BMMV**
- ◆ Standard Brite-Max Multi-View Reflectors have angled sides, bent at 1" on both left and right sides.
- ◆ All Brite-Max Post Reflectors may be stacked for more effectiveness.
- ◆ Utilize a Brite-Max Post Reflector on both sides of a post in the same or different colors to further delineate the roadway.
- ◆ **Materials:** Reflective Sheeting mounted on .080" Aluminum
- ◆ **3M® Reflective Sheeting (X):** (H) High Intensity Prismatic (D) VIP Diamond Grade | (3) DG3 Diamond Grade Cube
- ◆ **Colors (XX):** (YE) Yellow | (FY) Fluorescent Yellow (WH) White | (RE) Red | (OR) Orange/Fluorescent Orange (FG) Fluorescent Yellow-Green
- ◆ **Sizes (XXXX):** (0530) 5" x 30" | (0536) 5" x 36" | (0548) 5" x 48" (0560) 5" x 60" | (0572) 5" x 72" | (0584) 5" x 84"
- ◆ **Hole Punch:** 2 mounting holes on center - 12" in on 5" side.
- ◆ **Compatibility:** Fasten to U-Channel, square, or wood posts with mounting hardware, or mount to round posts using standard round post to traffic sign brackets. Brackets and hardware, sold separately.
- ◆ **NOTE:** Standard available sizes, colors and sheeting combinations shown, custom combinations available.



Ground Mount Flex Delineators & Markers

**Dual-Flex (DF)**

Used on trails, secondary roads, or as an emergency 911 marker.

RPOFDGGDF(##)(XX)

Lengths (##):

(62) 62" | (66) 66" | (72) 72"

Colors (XX):

(BR) Brown | (WH) White | (YE) Yellow

**Hiway-Flex (HF)**

Ideal for areas with frequent vehicle impacts in areas such as interstate ramps.

RPOFDGGHF(##)(XX)

Lengths (##):

(62) 62" | (66) 66" | (72) 72"

Colors (XX):

(WH) White | (YE) Yellow

**Flex-Tough (FT)**

Design with a thicker middle for easier installation into hard soil.

RPOFDGGFT(##)(XX)

Lengths (##):

(62) 62" | (66) 66" | (72) 72"

Colors (XX): (BR) Brown | (YE) Yellow

(WH) White | (OR) Orange | (RE) Red
(GR) Green | (BU) Blue

**Boundary Survey (BS)**

Economical survey marker is designed for marking trails and boundaries.

RPOFDGGBS(##)(XX)

Lengths (##):

(66) 66" | (72) 72"

Colors (XX): (OR) Orange

**Sign Post (SP)**

Strongest marker to withstand increased wind loads from holding larger signs.

RPOFDGGSP(##)(XX)

Lengths (##): (66) 66" | (72) 72" | (78) 78"

Colors (XX):

(BR) Brown | (WH) White

**Triflex (TF)**

Use as a roadway delineator or as a marker for buried utilities.

RPOFDGGTF(##)(XX)

Lengths (##): (62) 62" | (66) 66" | (72) 72"

Colors (XX): (BR) Brown | (YE) Yellow

(WH) White | (OR) Orange | (RE) Red
(GR) Green | (BU) Blue

Optional Anchors

**Fiberglass Anchor**

RPOFDGGZAGAI - For stability in soft or sandy conditions. Includes (1) one pre-installed fiberglass anchor.

Fiberglass Anchor Kit

RPOFDGGZAGAK - Includes (10) ten anchors plus rivets for installation onto flexible markers.

Rivet Gun

RHRBALMGUN - For installation of anchors to flexible markers with kit rivets.

U-Channel Post Anchor

RPOFDGGZAUPST - For easier installation in hard soil conditions. Includes (1) one 18" U-Channel anchor. Includes hardware.

**Boundary Marker**

Use Boundary Survey, Flex-Tough or Tri-Flex Markers for marking property. Over 90 legends available.

Boundary Decals

RPOFDGGZD(R/V)(XX)

(R) Engineer Grade Prismatic


(V) Non-Reflective Vinyl

Legends (XX):

(WPSM) Witness Post Survey Marker

(PB) Property Boundary

(ROW) Right of Way

**Recreation Decals** Standard & Customized Decals Available

Available for agencies such as National Park Service, Bureau of Land Management, Corps of Engineers, Department of the Interior, Fish and Wildlife Service, NOAA, Bureau of Indian Affairs, and National Forest Service. Call for details.

**Reflective Decals**

Add on White or Yellow Reflective Sheeting Decals in 4 standard sizes and 3 sheeting types.

RPOFDGGZRS(R)(X)(###)

Colors (X):

(W) White | (Y) Yellow

Sizes (###):

(0303) 3" x 3" | (0306) 3" x 6"

(0309) 3" x 9" | (0312) 3" x 12"

Reflective Sheeting (R):

(E) Engineer Grade Prismatic

(H) High Intensity Prismatic

(D) VIP Diamond Grade

**Fiberglass Snow Pole Markers**

Composite fiberglass snow poles improve roadway demarcation for motorists and snow removal crews.

RDSNOWGR(XXX)(##)

Thickness (XXX): (316) 3/16" | (38) 3/8"

Lengths (##): (72) 72" | (84) 84" | (96) 96"

**Snow Pole Decals**

RDSNOWGZDV(XX)

(WL) Water Line

(SM) Survey Marker

(TC) Telephone Cable

(WM) Water Meter

(SFM) Sewage Force Main

(GS) Gas Service

(B) Boundary

(CU) Custom Decal

Installation & Removal Tools Also Available. Call for Details.

**911 Marker**

Flex-Tough, Dual-Flex and Tri-Flex Markers are ideal as an emergency 911 marker.

4" Reflective Die Cut Series B Letters & Numbers

DC(H)WHP504B

(H) High Intensity Prismatic. Other sizes and options available.

**Fire Hydrant Marker**

Use Flex-Tough, Dual-Flex and Hiway-Flex Markers as a Fire Hydrant Marker to locate hydrants in low visibility areas.

Fire Hydrant Decal

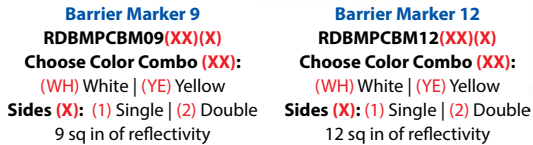

RPOFDGGZD(R/V)FH

(R) Engineer Grade


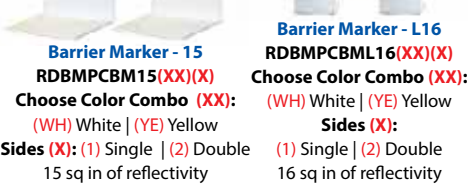

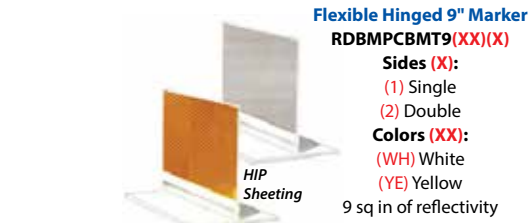
(V) Non-Reflective Vinyl



Barrier Mount Delineators



- Barrier delineators provide effective guidance at night, in low light and adverse weather conditions.
- All barrier wall delineators shown are designed to meet or exceed MUTCD specifications.
- Yellow and White delineators shall be the same color as the roadway edge lines. Red delineators are for wrong way warning. Orange delineators are for construction work zones.
- Please specify single or double faced and sheeting color/type when placing order.



Center Mount Delineators

3.25" Plastic Back with Center Mounting Hole




Brite-Max Aluminum with HIP Reflective



Guardrail Mount Delineators

W-Beam/Butterfly Style Reflectors - Mounts inside guardrail channel.

Choose (1) Single or (2) Double Faced and (WH) White or (YE) Yellow Reflective combinations.
721 - Glue On
717 - Bolt On



- Hinges:** (IFLEX12) 3" I-Beam -or- (FR) Flex-Rail in (3) 3" or (4) 4"
- HIP Reflective Sheeting
- Choose combination of **Colors:** (WH) White | (YE) Yellow
- Sides:** (1) Single or (2) Double



- Reflective Size: 4" x 8.745"
- HIP Reflective Sheeting
- Choose combination of **Colors:** (WH) White | (YE) Yellow
- Sides:** (1) Single or (2) Double



- Body Color: (W) White
- Size: 3" x 13"
- (H) HIP Reflective Sheeting:
- Choose combination of colors: (WH) White and (YE) Yellow
- Sides:** (1) Single or (2) Double



- Post Colors: Yellow, White, Grey
- Sizes: 3" x 27" and 4" x 27"
- Profiles: 3" Dual Curve or 3" or 4" Single Curve
- (H) HIP Reflective Sheeting:
 - Sizes: 3" x 8" and 3" x 12"
 - Colors: White, Yellow, or Orange



Tubular Markers & Tube Delineators



Choose from one of the
3 most popular Tubular Markers



- ◆ **RPOFDSNTM236WH2W**
White Body/White Sheeting
- ◆ **RPOFDSNTM236WH2Y**
White Body/Yellow Sheeting
- ◆ **RPOFDSNTM236YE2Y**
Yellow Body/Yellow Sheeting



Standard Features:

Surface Mount Base w/One Pin System,
2.25" OD tube, 36" tall Marker
and 2 HIP reflective bands.

*Option: use one of our Easy Order Checklists
found below to customize your order.*

Easy Order Checklist - Standard Options

Follow the steps below to build your own standard tubular marker or tube delineator to suit your specific needs.

STEP 1 Choose a Mounting Style

- ☐ **Ground Mount Base** - 2-Part System: 1. Drivable Ground Anchor and 2. Replaceable Flex Delineator
- ☐ **Surface Mount Base** - One Pin System: Simple installation base is included with replaceable tube for low maintenance cost.

STEP 2 Choose a Tube Style

- ☐ **Tubular Marker** - 2.25" OD tube for use as a channelizing device. Comes with 2 HIP reflective stripes.
- ☐ **Tubular Marker** - 3" OD tube for use as a channelizing device. Comes with 2 HIP reflective stripes. (available in 36" height only)
- ☐ **Tube Delineator** - 2.25" OD tube for use as a delineator. Comes with 3" x 8" HIP reflective decals.
- ☐ **Tube Delineator** - 3" OD tube for use as a delineator. Comes with 3" x 10" HIP reflective decals. (36" height only)

STEP 3 Choose a Height

Height: ☐28" ☐36" ☐42" ☐48"

STEP 4 Choose a Tube Color

Body Color: ☐ White ☐ Yellow ☐ Orange

STEP 5 Choose HIP Reflective Color

Tube Delineators

Side 1: ☐ White ☐ Yellow ☐ Orange

Side 2: ☐ NONE ☐ White ☐ Yellow ☐ Orange

Tubular Markers

2 Bands: ☐ White ☐ Yellow

☐ Orange

Tubular Markers and Tube Delineators are highly visible day or night, remain flexible at extreme temperatures, and return upright after impact. Approved by most state DOT's.



Ground Mount Tube Delineator



Surface Mount Tube Delineator



Ground Mount Tubular Marker



Surface Mount Tubular Marker

In accordance with MUTCD Tubular Markers versus Tube Delineators

Delineator: a retroreflective device mounted on the roadway surface or at the side of the roadway in a series to indicate the alignment of the roadway, especially at night or in adverse weather.

Tubular Markers may be effectively used for emphasis of pavement marking patterns including • opposing lane dividers of traffic • dividing traffic when two or more lanes are kept open in the same direction • channelizing traffic in exit only applications • urban turn restrictions • indicating changes of alignment in the roadway • delineating edge of pavement drop off where space limitations do not allow the use of larger systems.

- ◆ Shall be made of a material that can be struck without causing vehicle damage.
- ◆ Day and low speed roadways (40 MPH or less). Requirements: 18" minimum height with at least (1) one 3" retro-reflective stripe.
- ◆ Night and high speed roadways (45 MPH or higher) Requirements: 28" minimum height with (2) two retro-reflective stripes that are between 2" - 3" wide.
- ◆ Channelizer Stripes shall begin 2" from the top and have 2" - 6" between stripes
- ◆ Marker Tube Diameter shall be a minimum of 2" with 2" - 3" outside diameters being the most common.
- ◆ Tubular Markers shall have permanently affixed bases or have weighted portable bases.
- ◆ Lane separators shall be crashworthy.
- ◆ In TTC work zones, Tubular Markers should only be used where space restrictions do not allow more visible devices.

Helpful Hint:

- ◆ White Reflective Sheeting separates same direction traffic flow or supplements right edge white lines.
- ◆ Yellow Reflective Sheeting separates opposite direction traffic flow or supplements left edge yellow lines.

Tubular Markers & Tube Delineators



Patented reactive spring system allows markers to withstand multiple impacts. The premium level of durability translates into an extended life cycle, decreased product maintenance costs, and reduced labor/personnel service demands.


IMPACT recovery SYSTEMS™



Tube Delineators

Tubular Markers

PART 2: Easy Order Checklist - Mounting Bases



PART 1: Easy Order Checklist - Premium Tops

Follow the steps below to **build your own multi-purpose premium tubular marker or tube delineator** to suit your specific needs.

STEP 1 Choose a Tube Style

- ☐ **Tubular Marker** - 2.375" OD tube for use as a channelizing device. Short squeezed top keeps out weather and debris. Comes with 2 bands of HIP reflective stripes.
- ☐ **Tube Delineator** - 2.375" OD tube is flattened into a long squeezed top for use as a delineator. Comes with 1 or 2, 3" x 12" HIP reflective decals.

NOTE: The 2.375" Multi-Purpose Post is most commonly used with 3" and 4" Tuff Post also available.

STEP 2 Choose a Height

Height: ☐ 36" ☐ 48"

STEP 3 Choose a Tube Color

Body Color: ☐ White ☐ Yellow ☐ Orange

STEP 4 Choose a HIP Reflective Color

Tube Delineators

Side 1: ☐ White ☐ Yellow ☐ Orange

Side 2: ☐ NONE ☐ White ☐ Yellow ☐ Orange

Tubular Markers

2 Bands: ☐ White ☐ Yellow ☐ Orange

STEP 5 Choose a Mounting Style

Mounting Style: ☐ Fixed ☐ Quick Release ☐ Drivable



Features Impact Recovery System's exclusive patented, anti-twist reactive spring system.

Bases & Accessories for Quick Release Mounting Style


- ☐ **Quick Release Base** - Surface Mount
Body Color: ☐ Black ☐ Yellow ☐ White
- ☐ **Recessed Base** - Low Profile for Asphalt or Concrete
- ☐ **Portable One Base** - 100% Recycled Rubber
- ☐ **Anchor Kit** includes 4 lag screws (installs 1 base)
See Marker Adhesives on page 93 for alternate anchor systems.
- ☐ **Quick Release Replacement Pin**
- ☐ **Quick Release Lane Separator** - 40" long
Curb Style: ☐ Tuff Curb ☐ Tuff Curb XLP
Body Color: ☐ White ☐ Yellow
Reflectors: ☐ 2-Way Red/White ☐ 1 Way White
☐ 2-Way White/White ☐ 2-Way Yellow/Yellow
- ☐ **Lane Separator Tuff Curb End Cap** - 18" long
Body Color: ☐ White ☐ Yellow

Bases & Accessories for Fixed Mounting Style

- ☐ **Fixed Base** - Surface Mount **Body Color:** ☐ Black ☐ Yellow ☐ White
- ☐ **Anchor Kit** includes 4 lag screws (installs 1 base)
See Marker Adhesives on page 93 for alternate anchor systems.
- ☐ **Fixed Lane Separator** - 40" long
Curb Style: ☐ Tuff Curb ☐ Tuff Curb XLP
Body Color: ☐ White ☐ Yellow
Reflectors: ☐ 2-Way Red/White ☐ 1 Way White
☐ 2-Way White/White ☐ 2-Way Yellow/Yellow
- ☐ **Lane Separator Tuff Curb End Cap** - 18" long
Body Color: ☐ Yellow ☐ White

Bases for Drivable Mounting Style

- ☐ **Drivable Base** - Ground Mount



Traffic Control & Roadway Safety Products

